
MacSyFinder

Release 2.1.3

Sophie Abby, Bertrand Néron

Dec 18, 2023

CONTENTS

1	User Guide	3
1.1	User Guide	3
2	Modeller Guide	65
2.1	Modeller Guide	65
3	Developer Guide	95
3.1	Developer Guide	95
4	Indices and tables	187
	Python Module Index	189
	Index	191



Note: A new version of MacSyFinder (v2) is available, see [here for an overview of the novelties](#). The search engine was changed, and some bugs/unwanted behaviors corrected. MacSyFinder's models for v2 are very similar, yet not compatible with those from v1. See here for details on [how to carry your models to v2](#).

The search engine of v2 being much different from that of v1, we **strongly suggest** to test whether the results are relevant by simply “translating” the models from v1 to v2, or if the models need to be adapted to correctly function with v2.

MacSyFinder is a program to **model and detect macromolecular systems, genetic pathways...** in protein datasets. In prokaryotes, these systems have often evolutionarily conserved properties:

- they are made of **conserved components**,
- they are encoded in **compact loci** (conserved genetic architecture).

The user models these systems with MacSyFinder to reflect these conserved features, and to allow their efficient detection.

Criteria for systems detection include **component content (quorum)**, and **genomic co-localization**. Each component corresponds to a hidden Markov model (HMM) protein profile to perform sequence similarity searches with the program Hmmer.

In order to model macromolecular systems, the user:

- builds or gather from databanks **HMM protein profiles** for components of interest,
- defines **decision rules** for each system in a dedicated XML grammar (see [Macromolecular models](#)).

Note: If you use MacSyFinder v2, please cite:

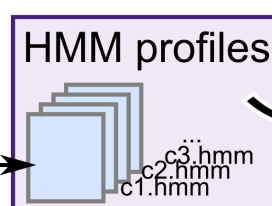
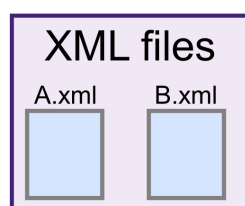
Néron, Bertrand; Denise, Rémi; Coluzzi, Charles; Touchon, Marie; Rocha, Eduardo P.C.; Abby, Sophie S. MacSyFinder v2: Improved modelling and search engine to identify molecular systems in genomes. Peer Community Journal, Volume 3 (2023), article no. e28. doi : 10.24072/pcjournal.250. <https://peercommunityjournal.org/articles/10.24072/pcjournal.250/>

If you use MacSyFinder v1, please cite:

Abby SS, Néron B, Ménager H, Touchon M, Rocha EPC (2014). MacSyFinder: A Program to Mine Genomes for Molecular Systems with an Application to CRISPR-Cas Systems. PLoS ONE 9(10): e110726. doi:10.1371/journal.pone.0110726

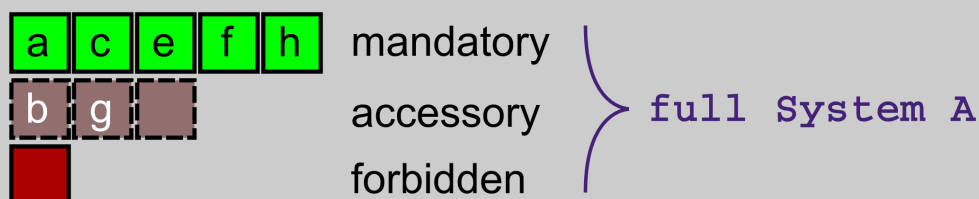
INPUT

Sequences	Systems to detect	Parameters
- proteins in fasta format	- System A - System B	- dataset type - detection parameters

SYSTEMS
DETECTION

GRAPHICAL INTERFACE (WEB BROWSER APP)

Quorum rules:



Genomic architecture:



Summary:

SeqID	length	hit	system	systemID	role	score	i-evalue
a	64	c1	systemA	systemA_1	mandatory	83	1.10^{-9}
b	119	c6	systemA	systemA_1	accessory	197	3.10^{-12}
c	55	c2	systemA	systemA_1	mandatory	75	8.10^{-10}
d	70	—	—	—	—	—	—

USER GUIDE

1.1 User Guide

1.1.1 Running MacSyFinder

What's new in MacSyFinder v2?

master

Features

Support of *gzipped* files

MSF can also read *.gz* compressed files both for hmm profiles and sequences in fasta. It will uncompress them on the fly. The compressed files must end with the *.gz* extension. For the *hmmsearch* step You need to have *gunzip* installed on your system for this to work.

search engine

A group of hits that respect the distance constraints but each hit represent the same gene on the model, is **not** considered as a *cluster*.

A group of hits that respect the distance constraints but all hits represent a Neutral gene in model, is **not** considered as a *cluster*.

timeout improvement

If a replicon is skipped due to timeout during best_solution phase. The results corresponding to this replicon are not produced, but a warning indicating that msf skip this replicon appear in outputs.

V 2.1.1

Update MSF citation, fix minor bugs and add add few features

New features

–force option

Force MSF run even the out dir already exists and is not empty. Use this option with caution, MSF will erase everything in out dir before to run. <https://github.com/gem-pasteur/macsyfinder/issues/61>

Minor bugs

Macsyfinder with python subprocess kill main process on error

If an error occurred during HMM phase, all processes were killed as well the mother process but MSF stoped with an ugly traceback. <https://github.com/gem-pasteur/macsyfinder/issues/60>

In Gembase format parsing

The genes were not well grouped by contigs for draft genomes.

Cannot join current thread error during unit tests phase

Sometimes the testsuite failed with the following error: “cannot join current thread” <https://github.com/gem-pasteur/macsyfinder/issues/58>

V 2.1

Bug fix

Security patch

Patch macsydata to fix CVE-2007-4559 <https://github.com/gem-pasteur/macsyfinder/pull/57>

New features

Squash cluster of loners

If a cluster is made up with only loners, then the hits are treated by MSF as loners and not as regular cluster.

New option –timeout

In some case msf can take a long time to find the best solution (in ‘gembase’ and ‘ordered_replicon mode’). The timeout is per replicon. If this step reach the timeout, the replicon is skipped (for gembase mode the analyse of other replicons continue). NUMBER[SUFFIX] NUMBER seconds. SUFFIX may be ‘s’ for seconds (the default), ‘m’ for minutes, ‘h’ for hours or ‘d’ for days for instance 1h2m3s means 1 hour 2 min 3 sec. NUMBER must be an integer.

2.0

For Version 2, MacSyFinder was carried under [Python 3](#).

New features and search engine

MacSyFinder v2 is a major release. The **search engine** was changed for a more intuitive and comprehensive exploration of putative systems.

The search is now more thorough and avoid undesirable side-effects of the previous search engine. Being more thorough, it now also includes a **scoring scheme** to build candidate systems from sets of detected components (clusters), and can offer several optimal “solutions” (sets of detected systems) based on a combinatorial exploration of detected clusters. See [here for more details](#).

Warning: The search engine being different, one might want to check that models carried from v1 to v2 have the expected behaviour.

Several **new features** were added, including:

- a **new type of gene component** “neutral” was added in order to provide more possibilities for systems’ modelling in macsy-models. [See here](#) for more details.
- a **new component feature** was introduced: “multi-model”, that corresponds to components that are allowed to participate in occurrences of systems from different models. [See here](#) for more.
- more flexibility was introduced in the **search for systems’ components using HMMER**. It is now possible to use the *cut_ga* threshold when provided in the HMM profiles used for components’ similarity search. This enables to have a search tailored for each HMM profile, and thus component. [See here](#) for more details.
- a **new file structure** was created to better organize MacSyFinder’s packages (i.e. that include systems’ models and corresponding HMMER profiles). [See here](#) for details.
- a **tool** to easily install and distribute MacSyFinder’s packages was created. [See here](#) for more details on *macsy-data*.
- the **format for MacSyFinder’s models** has slightly changed, in order to offer more possibilities, and more readability. To see **how to carry models from v1 to v2**, [visit here](#).

Also, the search modes corresponding to “unordered” and “unordered_replicon” were merged into the “**unordered**” search mode - as they basically correspond to the same behaviour.

Note: In v2, output files were also re-defined. See [here for more details](#).

Dependencies

MacSyFinder v2 no longer requires the *formatdb* or *makeblastdb* tools from NCBI. However, new dependencies are used, but as they are Python libraries, it should be transparent for the user, and not require manual installations. See [here for details](#).

Models are more formalized

The models data are more formalized, with a well defined structure. For instance the definitions and profiles must be packed together in what we call a *macsy-model* package. If you intend to model new systems please refer to the [Modeller Guide](#).

Models installation

We now provide a new tool to manage the models. See [Models installation with macsydata](#).

Models configuration

The modeler can provide some specific configuration values released along the model package. See [Model configuration](#).

Modeller helper tool

To help modellers create new models we provide a new helper tool *macsyprofile*, which analyses HMMER raw output files from results of a previous MacSyFinder run, to provide information on all hits even if filtered out. See [macsyprofile](#).

[Models installation with macsydata](#) provide also some options to help the modeller as

- **macsydata init** to init a new model package.
- **macsydata check** to check the integrity of a model package, before to use/publish it.

Installation

MacSyFinder works with models for macromolecular systems that are not shipped with it, you have to install them separately. See the [macsydata section](#) below. We also provide container so you can use macsyfinder directly.

MacSyFinder dependencies

Python version ≥ 3.7 is required to run MacSyFinder: <https://docs.python.org/3.7/index.html>

MacSyFinder has one program dependency:

- the *Hmmer* program, version 3.1 or greater (<http://hmmer.org/>).

The *hmmsearch* program should be installed (*e.g.*, in the PATH) in order to use MacSyFinder. Otherwise, the paths to this executable must be specified in the command-line: see the [command-line options](#).

MacSyFinder also relies on six Python library dependencies:

- colorlog
- colorama

- pyyaml
- packaging
- networkx
- pandas

These dependencies will be automatically retrieved and installed when using *pip* for installation (see below).

MacSyFinder Installation procedure

It is recommended to use *pip* to install the MacSyFinder package.

Archive overview

- **doc** => the documentation in html and pdf
- **test** => all what is needed for unitary tests
- **macsypy** => the macsyfinder python library
- **setup.py** => the installation script
- **setup.cfg** => the installation script
- **pyproject.toml** => the project installation build tool
- **COPYING** => the licensing
- **COPYRIGHT** => the copyright
- **README.md** => very brief macsyfinder overview
- **CONTRIBUTORS** => list of people who contributed to the code

Installation steps:

Make sure every required dependency/software is present.

By default MacSyFinder will try to use *hmmsearch* in your PATH. If *hmmsearch* is not in the PATH, you have to set the absolute path to *hmmsearch* in a *configuration file* or in the *command-line* upon execution. If the tools are not in the path, some test will be skipped and a warning will be raised.

Perform the installation.

```
python3 -m pip install macsyfinder
```

If you do not have the privileges to perform a system-wide installation, you can either install it in your home directory or use a *virtual environment*.

installation in your home directory

```
python3 -m pip install --user macsyfinder
```

installation in a virtualenv

```
python3 -m venv macsyfinder
cd macsyfinder
source bin/activate
python3 -m pip install macsyfinder
```

To exit the virtualenv just execute the *deactivate* command. To run *macsyfinder*, you need to activate the virtualenv:

```
source macsyfinder/bin/activate
```

Then run *macsyfinder* or *macsydata*.

Note: Super-user privileges (*i.e.*, *sudo*) are necessary if you want to install the program in the general file architecture.

Note: If you do not have the privileges, or if you do not want to install MacSyFinder in the Python libraries of your system, you can install MacSyFinder in a virtual environment (<http://www.virtualenv.org/>).

Warning: When installing a new version of MacSyFinder, do not forget to uninstall the previous version installed !

Uninstalling MacSyFinder

To uninstall MacSyFinder (the last version installed), run

```
(sudo) pip uninstall macsyfinder
```

If you install it in a virtualenv, just delete the virtual environment. For instance if you create a virtualenv name *macsyfinder*

```
python3 -m venv macsyfinder
```

To delete it, remove the directory

```
rm -R macsyfinder
```

From Conda/Mamba

From version 2.0, MacSyFinder is packaged for Conda/Mamba

```
mamba install -c macsyfinder=x.x
```

Where *x.x* is the macsyfinder version you want to install

From container

With Docker

The docker image is available on Docker Hub (<https://hub.docker.com/repository/docker/gempasteur/macsyfinder>) The computations are performed under *msf* user in */home/msf* inside the container. So You have to mount a directory from the host in the container to exchange data (inputs data, and results) from the host and the container. The shared directory must be writable by the *msf* user or overwrite the user in the container by your id (see example below)

Furthermore the models are no longer packaged along macsyfinder. So you have to install them by yourself. For that we provide a command line tool *macsydata* which is inspired by *pip*.

```
macsydata search PACKNAME
macsydata install PACKNAME== or >=, or ... VERSION
```

To work with Docker you have to install models in a directory which will be mounted in the image at run time

```
mkdir shared_dir
cd shared_dir
```

install desired models in *my_models* directory

```
docker run -v ${PWD}:/home/msf -u $(id -u ${USER}):$(id -g ${USER}) gempasteur/
↳macsyfinder:<tag> macsydata install --target /home/msf/my_models <MODELS_PACK>
```

run *msf* against all models contains in *<MODELS_PACK>*

```
docker run -v ${PWD}:/home/msf -u $(id -u ${USER}):$(id -g ${USER}) gempasteur/
↳macsyfinder:<tag> macsyfinder --db-type unordered_replicon --models-dir=/home/msf/my_
↳models/ --models <MODELS_PACK> all --sequence-db my_genome.fasta -w 12
```

With Apptainer (formerly Singularity)

As the docker image is registered in docker hub you can also use it directly with Apptainer (<https://apptainer.org/>). Unlike docker you have not to worry about shared directory, your *HOME* and */tmp* are automatically shared.

```
# install desired models in my_models directory
apptainer run -H ${HOME} docker://gempasteur/macsyfinder:<tag> macsydata install --
↳target my_models <MODELS_PACK>

# run msf against all models contains in <MODELS_PACK>
apptainer run -H ${HOME} docker://gempasteur/macsyfinder:<tag> macsyfinder --db-type_
↳unordered_replicon --models-dir=my_models --models <MODELS_PACK> all --sequence-db my_
↳genome.fasta -w 12
```

If you intend to run *apptainer* from host which cannot access internet (cluster node for instance), you have to

1. download the image locally
2. transfert the image file on the right file system
3. and then use it.

```
apptainer build msf-<tag>.simg docker://gempasteur/macsyfinder:<tag>
cp msf-<tag>.simg <cluster_file_system>
apptainer run -H ${HOME} msf-<tag>.simg macsyfinder --db-type unordered_replicon --
models-dir=my_models --models <MODELS_PACK> all --sequence-db my_genome.fasta -w 12
```

Models installation with *macsydata*

Once MacSyFinder is installed you have access to an utility program to manage the models: *macsydata*

This script allows to search, download, install and get information from MacSyFinder models stored on github (<https://github.com/macsy-models>) or locally installed. The general syntax for *macsydata* is:

```
macsydata <general options> <subcommand> <sub command options> <arguments>
```

To list all models available on *macsy-models*:

```
macsydata available
```

To search for models on *macsy-models*:

```
macsydata search TXSS
```

you can also search in models description:

```
macsydata search -S secretion
```

To install a model package:

```
macsydata install <model name>
```

To install a model when you have not the right to install it system-wide

To install it in your home (*./macsyfinder/data*):

```
macsydata install --user <model name>
```

To install it in any directory:

```
macsydata install --target <model dir> <model_name>
```

To know how to cite a model package:

```
macsydata cite <model name>
```

To show the model definition:

```
macsydata definition <package or subpackage> model1 [model2, ...]
```

for instance to show model definitions T6SSii and T6SSiii in TXSS+/bacterial subpackage:

```
macsydata definition TXSS+/bacterial T6SSii T6SSiii
```

To show all models definitions in TXSS+/bacterial subpackage:

```
macsydata definition TXSS+/bacterial
```

To create a skeleton for your own model package:

```
macsydata init --pack-name <MY_PACK_NAME> --maintainer <mantainer name> --email
↪<maintainer email> --authors <"author1, author2, ..">
```

above macsydata with required options. Below I add optionl but recommended options.

```
macsydata init --pack-name <MY_PACK_NAME> --maintainer <mantainer name> --email
↪<maintainer email> --authors <"author1, author2, .."> \
--license cc-by-nc-sa --holders <"the copyright holders"> --desc <"one line package_
↪description">
```

To list all *macsydata* subcommands:

```
macsydata --help
```

To list all available options for a subcommand:

```
macsydata <subcommand> --help
```

For models not stored in *macsy-models* the commands *available*, *search*, *installation* from remote or *upgrade* from remote are **NOT** available.

For models **NOT** stored in *macsy-models*, you have to manage them semi-manually. Download the archive (do not unarchive it), then use *macsydata* to install the archive.

MacSyFinder Quick Start

1. We recommend to install MacSyFinder using *pip* in a virtual environment (for further details see [Installation](#)).

```
python3 -m venv MacSyFinder
cd MacSyFinder
source bin/activate
pip install macsyfinder
```

Warning: *hmmsearch* from the HMMER package (<http://hmmer.org/>) must be installed.

2. Prepare your data. You need a file containing all protein sequences of your genome of interest in a FASTA file (for further details see [Input dataset](#)). In the best case scenario, they would be ordered as the corresponding genes are ordered along the replicons.
3. You need to install, or make available to MacSyFinder the models to search in your input genome data. Please refer to [Macromolecular models](#) to create your own package of models. Otherwise, macsy-models contributed by the community are available here: <https://github.com/macsy-models> and can be retrieved and installed using the *macsydata* command, installed as part of the MacSyFinder suite.
4. Command lines:

- Type: `macsyfinder -h`

To see all the options available. All command-line options are described in the [Command-line options section](#). In order to run MacSyFinder on your favorite dataset as soon as you have installed the macsy-model of interest, you can simply follow the following steps:

- Install the macsy-models of interest from the [Macsy Models repository](#):

```
macsydata install some-public-models
```

- On a “unordered” genome dataset:

```
macsyfinder --db-type unordered --sequence-db unordered_genome.fasta --models  
model_family all
```

will search for systems corresponding to all the models of *model_family* modeled in .xml files shipped with the “*some-public-models*” macsy-model package, without taking into account the gene order.

- On a completely assembled genome (where the gene order is known):

```
macsyfinder --db-type ordered_replicon --sequence-db mygenome.fasta --models-dir  
my-models --models model_family ModelA ModelB
```

will detect the macromolecular systems described in the two models “*ModelA*” and “*ModelB*” in a complete genome from the “*ModelA.xml*” and “*ModelB.xml*” definition files placed in the folder “*my-models/model_family/definitions*”.

- If you want to run the same analysis as above but with local macsy-models not installed by macsydata:

```
macsyfinder --db-type ordered_replicon --sequence-db mygenome.fasta --models-dir  
my-models --models model_family ModelA ModelB
```

my-models is the directory containing the macsy-model packages. NB: The models must follow the [macsy-models package](#) structure.

Note: Systems names have to be spelled in a case-sensitive way to run their detection from the command-line. The name of the System corresponds to the suffix defined for xml files (.xml by default), for example “*toto*” for a model defined in “*toto.xml*”.

The “*all*” keyword allows to detect all models available in the definitions folder in a single run. See the [Command-line options](#).

An example data set

We provide [here](#) an example dataset comprising a replicon and the output files expected with MacSyFinder, release 2.0 when running the TXSScan macsy-models. The genomic dataset consists in the complete sequence of chromosome I from *Vibrio cholerae* O1 biovar El Tor str. N16961 (published here: <https://pubmed.ncbi.nlm.nih.gov/10952301/>).

The chromosome to annotate is presented as a multi-FASTA file of the proteins ordered as the genes encoding them. An annotation of the protein secretion systems and appendages was run on the genome, using the macsyfinder set of models (“macsy-model”) TXSScan, V1.1.1 in the case of these examples. There are two output files offered, the one expected with the “ordered” genome mode of annotation, and the other with the “unordered” mode of genome annotation. The following command lines were used to obtain the output files:

1. The genome is downloaded from [here](#). It will serve as an input file in the next command-line examples.
2. The TXSScan models for annotation of secretion systems are installed. The command line is the following:

```
macsydata install TXSScan # Installs the latest version of TXSScan
```

3. MacSyFinder is run on the genome, here using 8 workers for the HMM search (“-w 8” option):

- In “ordered” mode:

```
macsyfinder --sequence-db VICH001.B.00001.C001.fasta -o macsyfinder_TXSScan_VICH001_ordered
--models TXSScan all --db-type ordered_replicon -w 8 # specified output folder: mac-
syfinder_TXSScan_VICH001_ordered
```

- In “unordered” mode:

```
macsyfinder --sequence-db VICH001.B.00001.C001.fasta -o macsyfinder_TXSScan_VICH001_unordered
--models TXSScan all --db-type unordered -w 8 # specified output folder: mac-
syfinder_TXSScan_VICH001_unordered
```

The documentation on the generated output files can be consulted [here](#). See also our FAQ: [What search mode to be used?](#)

Note: A more comprehensive example of genome datasets with dedicated command lines and expected output files can be found [here](#).

Input and Options of MacSyFinder

Input dataset

The input dataset must be a set of protein sequences in **Fasta format** (see http://en.wikipedia.org/wiki/FASTA_format). (The fasta file can be compressed in *gzip* format see note below)

The *base section* in the configuration file (see *Configuration file*) can be used to specify **the path** and the **type of dataset** to deal with, as well as the *–sequence_db* and *–db_type* parameters respectively, described in the *Command-line options* (see *Input options*).

Four types of protein datasets are supported:

- *unordered* : a set of sequences corresponding to a complete genome (*e.g.* an unassembled complete genome)
- *ordered_replicon* : a set of sequences corresponding to an ordered complete replicon (*e.g.* an assembled complete genome)
- *gembase* : a set of multiple ordered replicons, which format follows the convention described in *Gembase format*.

For “ordered” (“ordered_replicon” or “gembase”) datasets only, MacSyFinder can take into account the **shape of the genome**: “linear”, or “circular” for detection. The default is set to “circular”.

This can be set with the *–replicon_topology* parameter from *Command-line options* (see *Input options*), or in the configuration in the *base section*.

With the “gembase” format, it is possible to specify a topology per replicon with a topology file (see *Gembase format* and *Topology files*).

Note: MSF can also read *.gz* compressed files; it will uncompress them on the fly. The compressed files must end with the *.gz* extension. For the *hmmsearch* step You need to have *gunzip* installed on your system for this to work.

Command-line options

Optional arguments:

```
-h, --help          Show the help message and exit

-m [MODELS [MODELS ...]], --models [MODELS [MODELS ...]]
                    The models to search. The --models option can be set several times.
↳ '
                    For each --models options the first element must be the name of
↳ family models,
                    followed by the name of the models.
                    If the name 'all' is in the list all models from the family will
↳ be searched.'
                    '--models TXSS Flagellum T2SS'
                        means MSF will search for models TXSS/Flagellum and TXSS/
↳ T2SS
                    '--models TXSS all'
                        means for all models found in model package TXSS
                    '--models CRISPRcas/subtyping all'
                        means MSF will search for all models described in the
↳ CRISPRCas/subtyping subfamily.
                    (required unless --previous-run is set)
```

Input dataset options:

```
--sequence-db SEQUENCE_DB
                    Path to the sequence dataset in fasta format.
                    (required unless --previous-run is set)

--db-type {ordered_replicon,gembase,unordered}
                    The type of dataset to deal with. "unordered" corresponds
                    to a non-assembled genome,
                    "ordered_replicon" to an assembled genome,
                    and "gembase" to a set of replicons where sequence identifiers
                    follow this convention: ">RepliconName_SequenceID".
                    (required unless --previous-run is set)

--replicon-topology {linear,circular}
                    The topology of the replicons
                    (this option is meaningful only if the db_type is
                    'ordered_replicon' or 'gembase').

--topology-file TOPOLOGY_FILE
                    Topology file path. The topology file allows to specify a topology
                    (linear or circular) for each replicon (this option is meaningful
↳ only if
                    the db_type is 'ordered_replicon' or 'gembase'.
                    A topology file is a tabular file with two columns:
                    the 1st is the replicon name, and the 2nd the corresponding
↳ topology:
                    "RepliconA      linear"

--idx
                    Forces to build the indexes for the sequence dataset even
                    if they were previously computed and present at the dataset
↳ location.
                    (default: False)
```

Systems detection options:

```
--inter-gene-max-space INTER_GENE_MAX_SPACE INTER_GENE_MAX_SPACE
    Co-localization criterion: maximum number of components non-
↳ matched by a
        profile allowed between two matched components
        for them to be considered contiguous.
        Option only meaningful for 'ordered' datasets.
        The first value must match to a model, the second to a number of
↳ components.
        This option can be repeated several times:
        "--inter-gene-max-space TXSS/T2SS 12 --inter-gene-max-space
↳ TXSS/Flagellum 20
--min-mandatory-genes-required MIN_MANDATORY_GENES_REQUIRED MIN_MANDATORY_GENES_REQUIRED
    The minimal number of mandatory genes required for model
↳ assessment.
        The first value must correspond to a model fully qualified name,
↳ the second value to an integer.
        This option can be repeated several times:
        "--min-mandatory-genes-required TXSS/T2SS 15 --min-mandatory-
↳ genes-required TXSS/Flagellum 10"
--min-genes-required MIN_GENES_REQUIRED MIN_GENES_REQUIRED
    The minimal number of genes required for model assessment "
    (includes both 'mandatory' and 'accessory' components).
    The first value must correspond to a model fully qualified name,
↳ the second value to an integer.
    This option can be repeated several times:
    "--min-genes-required TXSS/T2SS 15 --min-genes-required TXSS/
↳ Flagellum 10
--max-nb-genes MAX_NB_GENES MAX_NB_GENES
    The maximal number of genes to consider a system as full.
    The first value must correspond to a model name, the second value
↳ to an integer.
    This option can be repeated several times:
    "--max-nb-genes TXSS/T2SS 5 --max-nb-genes TXSS/Flagellum 10"
--multi-loci MULTI_LOCI
    Specifies if the system can be detected as a 'scattered' system.
    The models are specified as a comma separated list of fully
↳ qualified name
        "--multi-loci model_familyA/model_1,model_familyB/model_2"
```

Options for Hmmer execution and hits filtering:

```
--hmmer HMMER          Path to the hmmsearch program.
                        If it is not specify rely on the PATH
                        (default: hmmsearch)
--e-value-search E_VALUE_SEARCH
    Maximal e-value for hits to be reported during hmmsearch search.
    By default MF set per profile threshold for hmmsearch run (--cut_
↳ ga option)
        for profiles containing the GA bit score threshold.
        If a profile does not contains the GA bit score the --e-value-
↳ search (-E in hmmsearch)
        is applied to this profile.
```

(continues on next page)

(continued from previous page)

```

--ga option.                To applied the --e-value-search to all profiles use the --no-cut-
                             (default: 0.1)
--no-cut-ga                 By default the MSF try to applied a threshold per profile by using
--the                       the
                             hmmer -cut-ga option. This is possible only if the GA bit score is
--present in the profile otherwise
                             MF switch to use the --e-value-search (-E in hmmsearch).
                             If this option is set the --e-value-search option is used for all
--profiles regardless the presence of
                             the a GA bit score in the profiles.
                             (default: False)
--cut-ga                   By default the MSF try to applied a threshold per profile by using
--the                       the
                             hmmer -cut-ga option. This is possible only if the GA bit score is
--present in the profile otherwise
                             MSF switch to use the --e-value-search (-E in hmmsearch).
                             But the modeler can override this default behavior to do not use
--cut_ga but --e-value-search instead (-E in hmmsearch).
                             The user can reestablish the general MSF behavior, be sure the
--profiles contain the GA bit score.
                             (default: True)

--i-evalue-sel I_EVALUE_SEL
                             Maximal independent e-value for Hmmer hits to be selected for
--system detection.         (default:0.001)

--coverage-profile COVERAGE_PROFILE
                             Minimal profile coverage required in the hit alignment to allow
                             the hit selection for system detection.
                             (default: 0.5)

```

Options for clusters and systems' scoring:

```

--mandatory-weight MANDATORY_WEIGHT
                             the weight (score) of a mandatory component when scoring clusters
                             (default:1.0)
--accessory-weight ACCESSORY_WEIGHT
                             the weight (score) of an accessory component when scoring clusters
                             (default:0.5)
--exchangeable-weight EXCHANGEABLE_WEIGHT
                             the weight modifier for the score of a component that is
--exchangeable              (default:0.8)

--redundancy-penalty REDUNDANCY_PENALTY
                             the weight modifier for the score of a component that is already
--present in another cluster (default:1.5)

--loner-multi-system-weight LONER_MULTI_SYSTEM_WEIGHT
                             the weight modifier for the score of a component that is `loner`
--and `multi-system` at the same time

```

(continues on next page)

(continued from previous page)

(default:0.7)

Path options:

```

--models-dir MODELS_DIR
    specify the path to the models if the models are not installed in
    ↳ the canonical place.
    It gather definitions (xml files) and hmm profiles in a specific
    structure. A directory with the name of the model with at least
    ↳ two directories
    profiles" which contains all hmm profile for gene describe in
    ↳ definitions and
    models" which contains either xml file of definitions or
    ↳ subdirectories
    to organize the model in subsystems.
-o OUT_DIR, --out-dir OUT_DIR
    Path to the directory where to store results.
    if out-dir is specified res-search-dir will be ignored.
--force
    force to run even the out dir already exists and is not empty.
    Use this option with caution, MSF will erase everything in out dir
    ↳ before to run.
--index-dir INDEX_DIR
    Specifies the path to a directory to store/read the sequence index
    ↳ when the sequence-db dir
    is not writable.
--res-search-suffix RES_SEARCH_SUFFIX
    The suffix to give to Hmmer raw output files. (default: .search_
    ↳ hmm.out)
--res-extract-suffix RES_EXTRACT_SUFFIX
    The suffix to give to filtered hits output files. (default: .res_
    ↳ hmm_extract)
--profile-suffix PROFILE_SUFFIX
    The suffix of profile files. For each 'Gene' element, the
    ↳ corresponding profile is
    searched in the 'profile_dir', in a file which name is based on the
    Gene name + the profile suffix.
    For instance, if the Gene is named 'gspG' and the suffix is '.hmm3
    ↳ ',
    then the profile should be placed at the specified location
    and be named 'gspG.hmm3'
    (default: .hmm)

```

General options:

```

-w WORKER, --worker WORKER
    Number of workers to be used by MacSyFinder.
    In the case the user wants to run MacSyFinder in a multi-thread
    ↳ mode.
    (0 mean all threads available will be used).
    (default: 1)
-v, --verbosity
    Increases the verbosity level. There are 4 levels:
    Error messages (default), Warning (-v), Info (-vv) and Debug.(-

```

(continues on next page)

(continued from previous page)

```

↪vvv)
--mute                mute the log on stdout.
                     (continue to log on macsyfinder.log)
                     (default: False)
--version            show program's version number and exit
-l, --list-models    display the all models installed in generic location and quit.
--cfg-file CFG_FILE  Path to a MacSyFinder configuration file to be used.
--previous-run PREVIOUS_RUN
                     Path to a previous MacSyFinder run directory.
                     It allows to skip the Hmmer search step on same dataset,
                     as it uses previous run results and thus parameters regarding
↪Hmmer detection.
                     The configuration file from this previous run will be used.
                     Conflict with options
                     --config, --sequence-db, --profile-suffix, --res-extract-
↪suffix, --e-value-res, --db-type, --hmmer
--timeout TIMEOUT    In some case msf can take a long time to find the best solution
↪(in 'gembase' and 'ordered_replicon mode').
                     The timeout is per replicon. If this step reach the timeout, the
↪replicon is skipped (for gembase mode the analyse of other replicons continue).
                     NUMBER[SUFFIX] NUMBER seconds. SUFFIX may be 's' for seconds (the
↪default), 'm' for minutes, 'h' for hours or 'd' for days
                     for instance 1h2m3s means 1 hour 2 min 3 sec. NUMBER must be an
↪integer.

```

Note: For some command line examples, have a look [here](#), or at the [MacSyFinder Quick Start](#) section.

Configuration file

Options to run MacSyFinder can be specified in a configuration file.

A macsyfinder utility is provided to generate macsyfinder config file: *macsyconfig*

macsyconfig is a conversation menu which guide you and generate a file *macsyfinder.conf* in ini format. Once generated put this file in specific locations (see below) to be take in account by MacSyFinder.

The *Config object* handles all configuration options for MacSyFinder. There kind of locations where to put configuration file:

1. System wide configuration (this configuration is used for all macsyfinder run)
 - */etc/macsyfinder/macsyfinder.conf*
 - or in *\${VIRTUAL_ENV}/etc/macsyfinder.conf* if you installed macsyfinder in a virtualenv
 - the file pointed by environment variable *MACSY_HOME*
2. User wide configuration (this configuration is used for all run for a user)
 - *~/.macsyfinder/macsyfinder.conf*
3. Project configuration
 - *macsyfinder.conf* in the current directory
 - with command line option *-cfg-file*

Note: The precedence rules from the least to the most important priority are:

System wide configuration < user wide configuration < project configuration < command line option

This means that command-line options will always bypass those from the configuration files. In the same flavor, options altering the definition of systems found in the command-line or the configuration file will always overwhelm values from systems' *XML definition files*.

The configuration files must follow the Python “ini” file syntax. The *Config object* provides some default values and performs some validations of the values.

In MacSyFinder, six sections are defined and stored by default in the configuration file:

- **base** : all information related to the protein dataset under study
 - *sequence_db* : the path to the dataset in Fasta format (*no default value*)
 - *db_type* : the type of dataset to handle, four types are supported:
 - * *unordered* : a set of sequences corresponding to a complete replicon (*e.g.* an unassembled complete genome)
 - * *ordered_replicon* : a set of sequences corresponding to a complete replicon ordered (*e.g.* an assembled complete genome)
 - * *gembase* : a set of multiple ordered replicons.*(no default value)*
 - *replicon_topology* : the topology of the replicon under study. Two topologies are supported: ‘linear’ and ‘circular’ (*default* = ‘circular’). This option will be ignored if the dataset type is not ordered (*i.e.* “unordered_replicon” or “unordered”).
- **models** * list of models to search in replicon
- **models_opt**
 - *inter_gene_max_space* = list of models’ fully qualified names and integer separated by spaces (see example below). These values will supersede the values found in the model definition file.
 - *min_mandatory_genes_required* = list of models’ fully qualified name and integer separated by spaces. These values will supersede the values found in the model definition file.
 - *min_genes_required* = list of models’ fully qualified name and integer separated by spaces. These values will supersede the values found in the model definition file.
 - *max_nb_genes* = list of models’ fully qualified names and integer separated by spaces. These values will supersede the values found in the model definition file.
- **hmmer**
 - *hmmer_exe* (default= *hmmsearch*)
 - *e_value_res* = (default= *1*)
 - *i_value_sel* = (default= *0.5*)
 - *coverage_profile* = (default= *0.5*)
- **score_opt**
 - *mandatory_weight* (default= *1.0*)
 - *accessory_weight* (default= *0.5*)

- *exchangeable_weight* (default= 0.8)
- *redundancy_penalty* (default= 1.5)
- *out_of_cluster* (default= 0.7)

- **directories**

- *res_search_dir* = (default= ./datatest/res_search)
- *res_search_suffix* = (default= .search_hmm.out)
- *system_models_dir* = (default= ./models)
- *res_extract_suffix* = (default= .res_hmm_extract)
- *index_dir* = (default= beside the sequence_db)

- **general**

–*log_level*: (default= *debug*) This corresponds to an integer code:

Level	Numeric value
CRITICAL	50
ERROR	40
WARNING	30
INFO	20
DEBUG	10
NOTSET	0

- *log_file* = (default = macsyfinder.log in directory of the run)

Example of a configuration file

```
[base]
prefix = /path/to/macsyfinder/home/
file = %(prefix)s/data/base/prru_psae.001.c01.fasta
db_type = gembase
replicon_topology = circular

[models]
models_1 = TFF-SF_final all

[models_opt]
inter_gene_max_space = TXSS/T2SS 22 TXSS/Flagellum 44
min_mandatory_genes_required = TXSS/T2SS 6 TXSS/Flagellum 4
min_genes_required = TXSS/T2SS 8 TXSS/Flagellum 4
max_nb_genes = TXSS/T2SS 12 TXSS/Flagellum 8

[hmmer]
hmmer = hmmsearch
e_value_res = 1
i_evalue_sel = 0.5
coverage_profile = 0.5

[score_opt]
mandatory_weight = 1.0
accessory_weight = 0.5
```

(continues on next page)

(continued from previous page)

```

exchangeable_weight = 0.8
redundancy_penalty = 1.5
loner_multi_system_weight = 0.7

[directories]
prefix = /path/to/macsyfinder/home/
data_dir = %(prefix)s/data/
res_search_dir = %(prefix)s/dataset/res_search/
res_search_suffix = .raw_hmm
system_models_dir = %(data_dir)/data/models, ~/.macsyfinder/data
profile_suffix = .fasta-aln.hmm
res_extract_suffix = .res_hmm
index_dir = path/where/I/store/my_indexes

[general]
log_level = debug
worker = 4

```

Note: After a run, the corresponding configuration file (“macsyfinder.conf”) is generated as a (re-usable) output file that stores every options used in the run. It is stored in the results’ directory (see [the output section](#)).

Warning: The configuration variable *models_dir* cannot be set in general configuration file. *models_dir* can be set only in configuration under user control. `$(HOME)/.macsyfinder/macsyfinder.conf < macsyfinder.conf < "command-line" options`` *models_dir* is a single path to a directory where macsyfinder can find models.

But the *system_models_dir* can be set in general configuration file

- /etc/macsyfinder/macsyfinder.conf
- or \${VIRTUAL_ENV}/etc/macsyfinder/macsyfinder.conf
- or anywhere point by \$MACSY_CONF environment variable

system_models_dir manage a list of locations where macsyfinder can find models. The order of locations is important, it reflects the precedence rule (The models found in last location superseed models found in previous location). By default look for following directories: */share/macsyfinder/models*, or */usr/sharemacsyfinder/models* and *\$(HOME)/macsyfinder/models* and *system_models_dir* uses these directories if they exists.

In-house input files

Gembase format

In order to allow the users to run MacSyFinder on **several genomes at once**, we propose to adopt the following convention to fulfill the requirements for the “gembase db_type”.

It consists in providing for each protein, both the replicon name and a protein identifier separated by a “_” in the first field of fasta headers. “_” are accepted in the replicon name, but not in the protein identifier. Hence, the last “_” is the separator between the replicon name and the protein identifier. As such, MacSyFinder will be able to treat each replicon separately to assess macromolecular systems’ presence.

For instance:

```

>PlasmidA_0001 YP_003225072.1 | putative stcE protein
MKLKYLSCMILASLAMGAFAATAADNNSAIYFNTTQPVNDLQGGLAEEVK
FAQSQILSAHPKEGESQQLTSLRKSLLLVRVVKADDKTPVQVEARDAND
KILGTLTSPSSLPDTPVYHLDGVPADGIDFTPQNGTKKIINTVAEVNKL
SDASGSSIKSYLANNALVEIQTANGRWIRDMYLPQGAEEGKMVRVFSYA
GYNSTVFYGDRTVLTSLVGNLTLLFKYVNGQWFRSGELENNRIAYAQHTWSA
ELPAHWIVPGLNLVIKQGNLSGSLNDINVGAPGELLHTIDIGMLTTPRG
RFDFAKDKEAHREYFQTIPVSRMIVNNYAPLHLKEVMLPTGTLLTDADPG
>PlasmidA_0002 YP_003225073.1 | type II secretion protein EtpC
MLFFLSSRRDRNLFIKDIALKMLTPNWVLCVILLIAGYQLVS VIRHFWLT
PATASDSLHVSSETAVTDEHTEENFVFTLFGTASPPLSEGKVQKTTSS
LSDDLLSGGDLTVRGILYSSVTEHSVAIFAHNNRQFSLGIGEKVPGYDAT
ISAIKSDHIVINYQGNASLPLRYDNPAPKNAQDDNNLIVGPVTTQANFR
VKNIFDIMSLSPTVNNLTSGYRLSPGKASSLFYNAGLHDNDLAVLLNGS
ELRDTRQAKQIMKQLTELKEIKITVERDQGQLYDAFIAVGEN
....
>ChromosomeA_0001 YP_003573410.1 | adhesin-like protein
MKKLFLFAALLMTGFAFYSCEDVVDNPAQDPAQSWNYSVSVKFADFDFNG
AVDENSVPYTYKAPTTLVYVNEENTLMGTITTTDAAPAIGDYGTAGTLTG
SIGNNLIITTKIGNDLTKQDGTLSAIEGIVQTAEVPIKIYNANSGLT
TASAKMDNTAAIAYTSLGYIKGGDKILFVEGNQTFEWTVNEEFDPYTSTD
LYIALPMNTDPETEYTISSDSKDGTRGGTFKLADYPTLAAGKVSNIYIG
IPFIQTGVDLTKWDAYMRTPNNTWYMNINNGWPATFSQEVEDGKSFIV
TQSGPTLDSLNVVGGVTGKEVNVTLNNIRLGKDRSINIGDKHGWVEYDG
THDIYGWGAKANVTLIGENECETLYIQCPATKKGEGTLNYKNLSIDSYGS
>ChromosomeA_0020 YP_003573411.1 | hypothetical protein
MKRIVLITLVSILTTFQAIAQVANGFYRVQNNASSRYITLRDNAVGTVDY
SSTNVDSLNIWTSWGFVKSNPASIIYVEQHD SKYDLKVQGTGIYAITG
GRTYLELRPKDSGYILAVTYNGMEGRLYDSEEDVDGEGYVKRSGNSAYQY
WSFIPVDTENNYIGLQPTVQVGDNYGYTLYASYPFKAASSGIKFYYVDAI
....
>NC_001548_0015 YP_003225080.1 | type II secretion protein EtpJ (translation)
MSQQRVKGFTLLEMLLALAVFAALSISAFQVLQSGIRAHLSQDKVRRLA
ELQRGGSQIERDLMQMIPRHSRGSEGLLLAAPHLLKSDDWGISFTRNSWL
NPAGMLPRPELQWVG YRLRQQLERLSYFYVDHPSGIAPDVRVVLGVHA
FRLRFFVNGTWQARWDSTSILPQAVEVTLVMDDFAELTRLFLVSKETA

```

This input file contains 3 replicons: PlasmidA (which 2 first protein identifiers are 0001 and 0002), ChromosomeA (which 2 first protein identifiers are 0001 and 0020) and NC_001548 (which first protein identifier is 0015). MacSyFinder search results will thus be reported for each of these three replicons.

Warning: This *gembase* format is old and not compliant with the *gembase* format produced by PanACoTA. The support of the new *gembase* format is in the road map.

Topology files

To be able to attribute a topology per replicon/genome when using the Gembase format, we propose the user to build a “topology file” in the form of a tabular file with two columns separated by a “:”. The 1st column is the replicon name, and the 2nd the corresponding topology. Comments can be written after a “#”.

For example:

```
# comment line
PlasmidA : circular
ChromosomeA : linear
ChromosomeB : circular
```

Note: A topology file can be specified on the command-line with the `--topology-file` parameter.

Output format

MacSyFinder provides different types of output files. At each run, MacSyFinder creates a new folder, whose name is based on a fixed prefix and a random suffix, for instance “macsyfinder-20130128_08-57-46”. MacSyFinder output files are stored in this run-specific folder.

There are three types of output files:

1. The main output files for the systems’ search. They differ with the search mode (*ordered* or *unordered*).
2. The *HMMER output files* (search of each systems’ components), located in the *hmmer_results* folder.
3. The internal *configuration and log files*.

Note: Each tabular output file contains a header line describing each column in the output.

Output files for the “ordered replicon(s)” search modes

These output files are provided when MacSyFinder search proceeds on a set of proteins that are deemed to follow the order of their genes on replicons. This corresponds to the two search modes *gembase* and *ordered_replicon*.

Systems detection results

Different types of output files are provided, human-readable files “.txt”, and tabulated files “.tsv”. For the latter, headers are provided with the content of the lines in the file.

- *best_solution.tsv* - This file contains the **best solution found by MacSyFinder** in terms of systems detected, under the form of a per-component, tabulated report file. A **solution** consists in a set of compatible systems (no components’ overlap allowed). If multiple solutions showed a maximal score, a *ranking* is established.

To see potential other best solutions (in case several obtained the same highest score), see file *all_best_solutions.tsv*.

To see all possible, candidate systems without further processing, see files *all_systems.txt* and *all_systems.tsv*.

The *best_solution.tsv* file is the most similar to former V1 file *macsyfinder.report*.

- *best_solution_loners.tsv* and *best_solution_multisystems.tsv* report hits which have been identified as loners or multi-systems which means that the corresponding gene is tagged as a 'loner' or 'multi-system' in the model definition and the hit is not located in a cluster.
- *best_solution_summary.tsv* is a summary of the *best_solution.tsv* file, containing the number of systems detected in each replicon analysed.
- *all_systems.txt* - This file describes the search process of all possible candidate systems given the definitions in systems' models - without processing of the potential overlaps between candidate systems. This set of possible candidate systems are also given under the form of a tabulated file in *all_systems.tsv*.
- *rejected_candidates.tsv* and *rejected_candidates.txt* - This file lists candidate clusters (or a combination of clusters) components that were rejected by MacSyFinder during the search process, and were thus not assigned to a candidate system. This set of clusters are also given under the form of a tabulated file *rejected_candidates.tsv*.
- *all_best_solutions.tsv* - This file contains all possible best solutions under the form of a per-component, tabulated report file. To retrieve a single best solution as proposed by MacSyFinder, see file *best_solution.tsv*.
- *all_systems.tsv* - This file contains all possible candidate systems given the definitions - without processing of the potential overlaps between candidate systems, under the form of a per-component, tabulated report file. It corresponds to the tabulated version of the *all_systems.txt* file.

all_systems.txt

The file starts with some comments:

- the version of MacSyFinder used
- the name of model package and version used
- the command line used to produce this file

Then for each replicon, the systems detected are listed along with their description:

- **system_id** - the unique identifier of a system
- **model** - the model assigned to this system
- **replicon** - the name of the replicon harbouring the system
- **clusters** - the clusters composition of this system
 - each cluster is a list of tuple
 - each tuple is composed of:
 - * the name of the matching gene(s) in the replicon
 - * the name of the corresponding gene profile(s)
 - * the position of the corresponding sequence(s) along the replicon
- **occurrence** - the average number of occurrences of each component of the system (as a potential proxy to estimate whether there's the genetic potential for multiple systems in one)
- **wholeness** - the percentage of the model's components that were found in this system
- **loci_nb** - the number of different loci constituting this system
- **score** - the score of the system. See [here](#) for more details
- **systems_components** - the number of occurrences of each model component in parenthesis the name of the matching profile in square brackets the name of other putative systems that would involve this gene

Here is an example of the *all_systems.txt* file:

```

# macsyfinder 20200217.dev
# models: TFF-SF_final-0.1
# macsyfinder --sequence-db DATA_TEST/sequences.prt --db-type=gembase --models-dir data/
↳models/ --models TFF-SF_final all -w 4
# Systems found:

system id = VICH001.B.00001.C001_MSH_1
model = TFF-SF_final/MSH
replicon = VICH001.B.00001.C001
clusters = [('VICH001.B.00001.C001_00406', 'MSH_mshI', 366), ('VICH001.B.00001.C001_00407
↳', 'MSH_mshJ', 367), ('VICH001.B.00001.C001_00408', 'MSH_mshK', 368), ('VICH001.B.
↳00001.C001_00409', '
MSH_mshL', 369), ('VICH001.B.00001.C001_00410', 'MSH_mshM', 370), ('VICH001.B.00001.C001_
↳00411', 'MSH_mshN', 371), ('VICH001.B.00001.C001_00412', 'MSH_mshE', 372), ('VICH001.B.
↳00001.C001_0041
3', 'MSH_mshG', 373), ('VICH001.B.00001.C001_00414', 'MSH_mshF', 374), ('VICH001.B.00001.
↳C001_00415', 'MSH_mshB', 375), ('VICH001.B.00001.C001_00416', 'MSH_mshA', 376), (
↳'VICH001.B.00001.C001
_00417', 'MSH_mshC', 377), ('VICH001.B.00001.C001_00418', 'MSH_mshD', 378), ('VICH001.B.
↳00001.C001_00419', 'MSH_mshO', 379), ('VICH001.B.00001.C001_00420', 'MSH_mshP', 380), (
↳'VICH001.B.00001
.C001_00421', 'MSH_mshQ', 381)]
occ = 1
wholeness = 0.941
loci nb = 1
score = 10.500

mandatory genes:
  - MSH_mshA: 1 (MSH_mshA)
  - MSH_mshE: 1 (MSH_mshE)
  - MSH_mshG: 1 (MSH_mshG)
  - MSH_mshL: 1 (MSH_mshL)
  - MSH_mshM: 1 (MSH_mshM)

accessory genes:
  - MSH_mshB: 1 (MSH_mshB)
  - MSH_mshC: 1 (MSH_mshC)
  - MSH_mshD: 1 (MSH_mshD)
  - MSH_mshF: 1 (MSH_mshF)
  - MSH_mshI: 1 (MSH_mshI)
  - MSH_mshI2: 0 ()
  - MSH_mshJ: 1 (MSH_mshJ)
  - MSH_mshK: 1 (MSH_mshK)
  - MSH_mshN: 1 (MSH_mshN)
  - MSH_mshO: 1 (MSH_mshO)
  - MSH_mshQ: 1 (MSH_mshQ)
  - MSH_mshP: 1 (MSH_mshP)

neutral genes:

=====
system id = VICH001.B.00001.C001_T4P_14
model = TFF-SF_final/T4P

```

(continues on next page)

(continued from previous page)

```

replicon = VICH001.B.00001.C001
clusters = [('VICH001.B.00001.C001_00476', 'T4P_pilT', 427), ('VICH001.B.00001.C001_00477
↳', 'T4P_pilU', 428)], [('VICH001.B.00001.C001_00847', 'T4P_pilO', 778), ('VICH001.B.
↳00001.C001_00850',
  'T4P_pilE', 781), ('VICH001.B.00001.C001_00851', 'T4P_fimT', 782), ('VICH001.B.00001.
↳C001_00852', 'T4P_pilW', 783), ('VICH001.B.00001.C001_00853', 'T4P_pilX', 784), (
↳'VICH001.B.00001.C001_00
854', 'T4P_pilV', 785)], [('VICH001.B.00001.C001_02305', 'T4P_pilA', 2202), ('VICH001.B.
↳00001.C001_02306', 'T4P_pilB', 2203), ('VICH001.B.00001.C001_02307', 'T4P_pilC', 2204),
↳ ('VICH001.B.000
01.C001_02308', 'T4P_pilD', 2205)], [('VICH001.B.00001.C001_02502', 'MSH_mshM', 2391), (
↳'VICH001.B.00001.C001_02505', 'T4P_pilQ', 2394), ('VICH001.B.00001.C001_02506', 'T4P_
↳pilP', 2395), ('VI
CH001.B.00001.C001_02507', 'T4P_pilO', 2396), ('VICH001.B.00001.C001_02508', 'T4P_pilN',
↳2397), ('VICH001.B.00001.C001_02509', 'T4P_pilM', 2398)]
occ = 1
wholeness = 0.944
loci nb = 4
score = 12.000

mandatory genes:
  - T4P_pilE: 1 (T4P_pilE)
  - T4P_pilB: 1 (T4P_pilB)
  - T4P_pilC: 1 (T4P_pilC)
  - T4P_pilO: 2 (T4P_pilO, T4P_pilO)
  - T4P_pilQ: 1 (T4P_pilQ)
  - T4P_pilN: 1 (T4P_pilN)
  - T4P_pilT: 1 (T4P_pilT)
  - T4P_pilD: 1 (T4P_pilD [VICH001.B.00001.C001_T2SS_4])

accessory genes:
  - T4P_pilA: 1 (T4P_pilA)
  - T4P_pilV: 1 (T4P_pilV)
  - T4P_pilY: 0 ()
  - T4P_pilW: 1 (T4P_pilW)
  - T4P_pilX: 1 (T4P_pilX)
  - T4P_fimT: 1 (T4P_fimT)
  - T4P_pilM: 1 (T4P_pilM)
  - T4P_pilP: 1 (T4P_pilP)
  - T4P_pilU: 1 (T4P_pilU)
  - MSH_mshM: 1 (MSH_mshM)

neutral genes:

```

all_systems.tsv

This corresponds to the tabulated version of the systems listed in *all_systems.txt*. Each line corresponds to a “hit” that has been assigned to a detected system. It includes:

- **replicon** - the name of the replicon it belongs to
- **hit_id** - the unique identifier of the hit
- **gene_name** - the name of the component identified by the hit
- **hit_pos** - the position of the sequence in the replicon
- **model_fqn** - the model fully-qualified name
- **sys_id** - the unique identifier attributed to the detected system
- **sys_loci** - the number of loci
- **locus_num** - the number of the locus where is located this gene. Loners gene have a negative locus_num
- **sys_wholeness** - the wholeness of the system
- **sys_score** - the system score
- **sys_occ** - the estimated number of system occurrences that could be potentially “filled” with this system’s occurrence, based on the average number of each component found. A proxy for the genetic potential to encode several systems from the set of components found in this one occurrence.
- **hit_gene_ref** - the gene in the model whose this hit plays the role of
- **hit_status** - the status of the component in the assigned system’s definition
- **hit_seq_len** - the length of the protein sequence matched by this hit
- **hit_i_eval** - Hmmer statistics, the independent-evalue
- **hit_score** - Hmmer score
- **hit_profile_cov** - the percentage of the profile covered by the alignment with the sequence
- **hit_seq_cov** - the percentage of the sequence covered by the alignment with the profile
- **hit_begin_match** - the position in the sequence where the profile match begins
- **hit_end_match** - the position in the sequence where the profile match ends
- **counterpart** - the hit id of some other hit which are equivalent. Only loners and multi-systems hits have counterparts
- **used_in** - whether the hit could be used in another system’s occurrence

This file can be easily parsed using the Python [pandas](#) library.

```
import pandas as pd

systems = pd.read_csv("path/to/systems.tsv", sep='\t', comment='#')
```

Note: Each system reported is separated from the others with a blank line to ease human reading. These lines are ignored during the parsing with pandas.

```

# macsyfinder 20220121.dev
# models : functional-0.0b2
# /home/bneron/Projects/GEM/MacSyFinder/MacSyFinder/py39/bin/macsyfinder --db-
→type=gembase --models-dir=tests/data//models/ --models TFF-SF Archaeal-T4P ComM MSH_
→T2SS T4bP T4P Tad --relative-path --sequence-db tests/data/base/gembase.fasta -w 12
# Systems found:

```

replicon	hit_id	gene_name	hit_pos	model_fqn	sys_	
→id	sys_loci	locus_num	sys_wholeness	sys_score	sys_	
→occ	hit_gene_ref	hit_status	hit_seq_len	hit_i_		
→eval	hit_score	hit_profile_cov	hit_seq_cov	hit_begin_		
→match	hit_end_match	counterpart	used_in			
GCF_000005845	GCF_000005845_000970		T4P_pilC	97	TFF-SF/	
→T4P	GCF_000005845_T4P_14	3	1	0.556	7.	
→260	1	T4P_pilC	mandatory	400	2.2e-105	353.
→100	0.991	0.830	62	393		
GCF_000005845	GCF_000005845_000980		T4P_pilB	98	TFF-SF/	
→T4P	GCF_000005845_T4P_14	3	1	0.556	7.	
→260	1	T4P_pilB	mandatory	461	8.9e-152	506.
→100	0.948	0.850	62	453		
GCF_000005845	GCF_000005845_000990		T4P_pilA	99	TFF-SF/	
→T4P	GCF_000005845_T4P_14	3	1	0.556	7.	
→260	1	T4P_pilA	accessory	146	1.1e-19	71.
→200	0.859	0.473	5	73		
GCF_000005845	GCF_000005845_025680		T4P_pilW	2568	TFF-SF/	
→T4P	GCF_000005845_T4P_14	3	2	0.556	7.	
→260	1	T4P_pilW	accessory	187	3.3e-08	34.
→500	0.625	0.401	6	80		
GCF_000005845	GCF_000005845_025690		T4P_fimT	2569	TFF-SF/	
→T4P	GCF_000005845_T4P_14	3	2	0.556	7.	
→260	1	T4P_fimT	accessory	156	2.5e-06	28.
→500	0.939	0.397	5	66		
GCF_000005845	GCF_000005845_030590		T4P_pilQ	3059	TFF-SF/	
→T4P	GCF_000005845_T4P_14	3	3	0.556	7.	
→260	1	T4P_pilQ	mandatory	412	5.9e-51	173.
→100	0.919	0.408	244	411		
GCF_000005845	GCF_000005845_030620		T4P_pilN	3062	TFF-SF/	
→T4P	GCF_000005845_T4P_14	3	3	0.556	7.	
→260	1	T4P_pilN	mandatory	179	3.8e-09	37.
→500	0.986	0.765	5	141		
GCF_000005845	GCF_000005845_030630		T4P_pilM	3063	TFF-SF/	
→T4P	GCF_000005845_T4P_14	3	3	0.556	7.	
→260	1	T4P_pilM	accessory	259	1.1e-09	39.
→300	0.988	0.598	8	162		
GCF_000005845	GCF_000005845_026740		T4P_pilT	2674	TFF-SF/	
→T4P	GCF_000005845_T4P_14	3	-1	0.556	7.	
→260	1	T4P_pilT	mandatory	326	1.1e-117	393.
→600	0.944	0.979	3	321		
GCF_000005845	GCF_000005845_026930		T2SS_gsp0	2693	TFF-SF/	
→T4P	GCF_000005845_T4P_14	3	-2	0.556	7.	
→260	1	T4P_pilD	mandatory	269	1.3e-87	294.
→000	1.000	0.859	30	260	GCF_000005845_	
→030080	GCF_000005845_T2SS_2					

Note: If a loner component is not clustered with other genes, it will not be considered as part of a locus. Thus, its locus number will be a negative value (numbered from -1) and will not be counted in the variable *sys_loci* (number of loci for a system). See above lines for more details.

GCF_000005845	GCF_000005845_026740	T4P_pilT	2674	TFF-SF/T4P	GCF_
↪000005845_T4P_25	3	-1	0.556	7.800	
GCF_000005845	GCF_000005845_026930	T2SS_gsp0	2693	TFF-SF/T4P	GCF_
↪000005845_T4P_25	3	-2	0.556	7.800	

best_solution.tsv and all_best_solutions.tsv

Since MacSyFinder 2.0, a combinatorial exploration of solutions using sets of systems found is performed. We call best solution, the combination of systems offering the highest score.

The *best_solution.tsv* and *all_best_solutions.tsv* files have the same structure as the file *all_systems.tsv*, except that there is an extra column **sol_id** which is a solution identifier added to the file *all_best_solutions.tsv*. The systems that have the same “sol_id” belong to a same solution.

As the files have the same structure as *all_systems.tsv*, they can also be parsed with pandas as shown above.

For the description of the fields of *best_solution.tsv*, see [above](#) those of the *all_systems.tsv* file.

For the *all_best_solutions.tsv*, each line corresponds to a “hit” that has been assigned to a detected system. It includes:

- **sol_id** - the name of the solution it is part of (**only in *all_best_solutions.tsv* files**)
- **replicon** - the name of the replicon it belongs to
- **hit_id** - the unique identifier of the hit
- **gene_name** - the name of the component identified by the hit
- **hit_pos** - the position of the sequence in the replicon
- **model_fqn** - the model fully-qualified name
- **sys_id** - the unique identifier attributed to the detected system
- **sys_loci** - the number of loci
- **locus_num** - the number of the locus where is located this gene. Loners gene have negative locus_num
- **sys_wholeness** - the wholeness of the system
- **sys_score** - the system score
- **sys_occ** - the estimated number of system occurrences that could be potentially “filled” with this system’s occurrence, based on the average number of each component found. A proxy for the genetic potential to encode several systems from the set of components found in this one occurrence.
- **hit_gene_ref** - the gene in the model whose this hit plays the role of
- **hit_status** - the status of the component in the assigned system’s definition
- **hit_seq_len** - the length of the protein sequence matched by this hit
- **hit_i_eval** - Hmmer statistics, the independent-evalue
- **hit_score** - Hmmer score
- **hit_profile_cov** - the percentage of the profile covered by the alignment with the sequence

- **hit_seq_cov** - the percentage of the sequence covered by the alignment with the profile
- **hit_begin_match** - the position in the sequence where the profile match begins
- **hit_end_match** - the position in the sequence where the profile match ends
- **counterpart** - the hit id of some other hit which are equivalent. Only loners and multi-systems hits have counterparts
- **used_in** - whether the hit could be used in another system's occurrence

Note: Each system reported is separated from the others with a blank line to ease human reading. These lines are ignored during the parsing with pandas.

Example of *best_solution.tsv* files

```
# macsyfinder 20220121.dev
# models : functional-0.0b2
# /home/bneron/Projects/GEM/MacSyFinder/MacSyFinder/py39/bin/macsyfinder --db-
↳type=gembase --models-dir=tests/data//models/ --models TFF-SF Archaeal-T4P ComM MSH_
↳T2SS T4bP T4P Tad --relative-path --sequence-db tests/data/base/gembase.fasta -w 12
# Systems found:
replicon      hit_id      gene_name      hit_pos      model_fqn      sys_
↳id           sys_loci     locus_num      sys_wholeness sys_score      sys_
↳occ          hit_gene_ref hit_status      hit_seq_len   hit_i_
↳eval         hit_score    hit_profile_cov hit_seq_cov    hit_begin_
↳match        hit_end_match counterpart      used_in
GCF_000005845      GCF_000005845_000970      T4P_pilC      97      TFF-SF/
↳T4P           GCF_000005845_T4P_9      1      1      0.278      3.
↳760          1      T4P_pilC      mandatory      400      2.2e-105      353.
↳100          0.991      0.830      62      393
GCF_000005845      GCF_000005845_000980      T4P_pilB      98      TFF-SF/
↳T4P           GCF_000005845_T4P_9      1      1      0.278      3.
↳760          1      T4P_pilB      mandatory      461      8.9e-152      506.
↳100          0.948      0.850      62      453
GCF_000005845      GCF_000005845_000990      T4P_pilA      99      TFF-SF/
↳T4P           GCF_000005845_T4P_9      1      1      0.278      3.
↳760          1      T4P_pilA      accessory      146      1.1e-19      71.
↳200          0.859      0.473      5      73
GCF_000005845      GCF_000005845_026740      T4P_pilT      2674      TFF-SF/
↳T4P           GCF_000005845_T4P_9      1      -1      0.278      3.
↳760          1      T4P_pilT      mandatory      326      1.1e-117      393.
↳600          0.944      0.979      3      321
GCF_000005845      GCF_000005845_026930      T2SS_gsp0      2693      TFF-SF/
↳T4P           GCF_000005845_T4P_9      1      -2      0.278      3.
↳760          1      T4P_pilD      mandatory      269      1.3e-87      294.
↳000          1.000      0.859      30      260      GCF_000005845_
↳030080      GCF_000005845_T2SS_2
GCF_000005845      GCF_000005845_025680      T4P_pilW      2568      TFF-SF/
↳T4P           GCF_000005845_T4P_13      2      1      0.389      4.
↳760          1      T4P_pilW      accessory      187      3.3e-08      34.
↳500          0.625      0.401      6      80
GCF_000005845      GCF_000005845_025690      T4P_fimT      2569      TFF-SF/
```

(continues on next page)

(continued from previous page)

→T4P	GCF_000005845_T4P_13	2	1	0.389	4.	
→760	1	T4P_fimT	accessory	156	2.5e-06	28.
→500	0.939	0.397	5	66		
GCF_000005845	GCF_000005845_030590		T4P_pilQ	3059	TFF-SF/	
→T4P	GCF_000005845_T4P_13	2	2	0.389	4.	
→760	1	T4P_pilQ	mandatory	412	5.9e-51	173.
→100	0.919	0.408	244	411		
GCF_000005845	GCF_000005845_030620		T4P_pilN	3062	TFF-SF/	
→T4P	GCF_000005845_T4P_13	2	2	0.389	4.	
→760	1	T4P_pilN	mandatory	179	3.8e-09	37.
→500	0.986	0.765	5	141		

Example of *all_best_solutions.tsv* files

```
# macsyfinder 20220121.dev
# models : functional-0.0b2
# /home/bneron/Projects/GEM/MacSyFinder/MacSyFinder/py39/bin/macsfinder --db-
→type=gembase --models-dir=tests/data/models/ --models TFF-SF Archaeal-T4P ComM MSH_
→T2SS T4bP T4P Tad --relative-path --sequence-db tests/data/base/gembase.fasta -w 12
# Systems found:
sol_id      replicon      hit_id      gene_name      hit_pos      model_
→fqm        sys_id        sys_loci     locus_num      sys_wholeness sys_
→score      sys_occ       hit_gene_ref hit_status      hit_seq_
→len        hit_i_eval    hit_score    hit_profile_cov hit_seq_
→cov        hit_begin_match hit_end_match counterpart     used_in
1           GCF_000005845 GCF_000005845_000970 T4P_pilC      97           TFF-
→SF/T4P      GCF_000005845_T4P_9 1 1 0.278 3.
→760        1            T4P_pilC      mandatory      400          2.2e-105      353.
→100        0.991        0.830        62            393
1           GCF_000005845 GCF_000005845_000980 T4P_pilB      98           TFF-
→SF/T4P      GCF_000005845_T4P_9 1 1 0.278 3.
→760        1            T4P_pilB      mandatory      461          8.9e-152      506.
→100        0.948        0.850        62            453
1           GCF_000005845 GCF_000005845_000990 T4P_pilA      99           TFF-
→SF/T4P      GCF_000005845_T4P_9 1 1 0.278 3.
→760        1            T4P_pilA      accessory      146          1.1e-19       71.
→200        0.859        0.473        5             73
1           GCF_000005845 GCF_000005845_026740 T4P_
→pilT        2674         TFF-SF/T4P    GCF_000005845_T4P_9 1 -
→1           0.278        3.760        1            T4P_
→pilT        mandatory      326          1.1e-117      393.600      0.944        0.
→979        3            321
1           GCF_000005845 GCF_000005845_026930 T2SS_
→gsp0        2693         TFF-SF/T4P    GCF_000005845_T4P_9 1 -
→2           0.278        3.760        1            T4P_
→pilD        mandatory      269          1.3e-87       294.000      1.000        0.
→859        30           260          GCF_000005845_030080 GCF_000005845_T2SS_2
1           GCF_000005845 GCF_000005845_025680 T4P_
→pilW        2568         TFF-SF/T4P    GCF_000005845_T4P_
→13          2            1            0.389         4.760        1            T4P_
→pilW        accessory      187          3.3e-08       34.500      0.625        0.
```

(continues on next page)

(continued from previous page)

↪401	6	80						
1	GCF_000005845		GCF_000005845_025690	T4P_				
↪fimT	2569		TFF-SF/T4P	GCF_000005845_T4P_				
↪13	2	1	0.389	4.760	1	T4P_		
↪fimT	accessory		156	2.5e-06	28.500		0.939	0.
↪397	5	66						
1	GCF_000005845		GCF_000005845_030590	T4P_				
↪pilQ	3059		TFF-SF/T4P	GCF_000005845_T4P_				
↪13	2	2	0.389	4.760	1	T4P_		
↪pilQ	mandatory		412	5.9e-51	173.100		0.919	0.
↪408	244	411						
1	GCF_000005845		GCF_000005845_030620	T4P_				
↪pilN	3062		TFF-SF/T4P	GCF_000005845_T4P_				
↪13	2	2	0.389	4.760	1	T4P_		
↪pilN	mandatory		179	3.8e-09	37.500		0.986	0.
↪765	5	141						
1	GCF_000005845		GCF_000005845_030630	T4P_				
↪pilm	3063		TFF-SF/T4P	GCF_000005845_T4P_				
↪13	2	2	0.389	4.760	1	T4P_		
↪pilm	accessory		259	1.1e-09	39.300		0.988	0.
↪598	8	162						
1	GCF_000005845		GCF_000005845_026740	T4P_				
↪pilT	2674		TFF-SF/T4P	GCF_000005845_T4P_13	2		-	
↪1	0.389	4.760	1	T4P_				
↪pilT	mandatory		326	1.1e-117	393.600		0.944	0.
↪979	3	321						
1	GCF_000005845		GCF_000005845_026930	T2SS_				
↪gsp0	2693		TFF-SF/T4P	GCF_000005845_T4P_13	2		-	
↪2	0.389	4.760	1	T4P_				
↪pild	mandatory		269	1.3e-87	294.000		1.000	0.
↪859	30	260	GCF_000005845_030080	GCF_000005845_T2SS_2				
1	GCF_000005845		GCF_000005845_029970	T2SS_				
↪gspC	2997		TFF-SF/T2SS	GCF_000005845_T2SS_				
↪1	1	1	0.857	9.000	1	T2SS_		
↪gspC	mandatory		271	2.3e-19	70.400		0.897	0.
↪358	47	143						
1	GCF_000005845		GCF_000005845_030050	T2SS_				
↪gspK	3005		TFF-SF/T2SS	GCF_000005845_T2SS_				
↪1	1	1	0.857	9.000	1	T2SS_		
↪gspK	accessory		327	1e-16	61.500		1.000	0.
↪180	6	64						
1	GCF_000005845		GCF_000005845_030060	T2SS_				
↪gspL	3006		TFF-SF/T2SS	GCF_000005845_T2SS_				
↪1	1	1	0.857	9.000	1	T2SS_		
↪gspL	accessory		387	1.5e-37	129.300		1.000	0.
↪351	6	141						
1	GCF_000005845		GCF_000005845_030070	T2SS_				
↪gspM	3007		TFF-SF/T2SS	GCF_000005845_T2SS_				
↪1	1	1	0.857	9.000	1	T2SS_		
↪gspM	accessory		153	2.8e-29	102.900		0.985	0.
↪804	13	135						

(continues on next page)

(continued from previous page)

1	GCF_000005845	GCF_000005845_030080	T2SS_					
→gsp0	3008	TFF-SF/T2SS	GCF_000005845_T2SS_					
→1	1	1	0.857	9.000	1	T2SS_		
→gsp0	mandatory	225	4e-65	220.400	0.978	0.		
→840	26	214						
# WARNING Loner: there is only 1 occurrence(s) of loner 'T4P_pilT' and 2 potential_								
→systems [GCF_000005845_T4P_9, GCF_000005845_T4P_13]								
2	GCF_000005845	GCF_000005845_000970	T4P_pilC	97	TFF-			
→SF/T4P	GCF_000005845_T4P_11	2	1	0.389	4.			
→760	1	T4P_pilC	mandatory	400	2.2e-105	353.		
→100	0.991	0.830	62	393				

Note: If a loner component is not clustered with other genes, it will not be considered as part of a locus. Thus, its locus number will be a negative value (numbered from -1) and will not be counted in the variable *sys_loci* (number of loci for a system). See above lines for more details.

Note: If several systems from same model use a loner (same gene) *msf* check that there is at least one occurrence of this hit for each system. If there are fewer hits than systems occurrence a warning is displayed in *best_solution.tsv* or *all_best_solution.tsv* as comment. So the file can be parsed with pandas without problem.

1	GCF_000005845	GCF_000005845_030080	T2SS_gsp0	3008	TFF-SF/T2SS			
→GCF_000005845_T2SS_1	1	1	0.857	9.000	1	T2SS_gsp0		
→mandatory	225	4e-65	220.400	0.978	0.840	26	214	
# WARNING Loner: there is only 1 occurrence(s) of loner 'T4P_pilT' and 2 potential_								
→systems [GCF_000005845_T4P_9, GCF_000005845_T4P_13]								
2	GCF_000005845	GCF_000005845_000970	T4P_pilC	97	TFF-SF/T4P			
→GCF_000005845_T4P_11	2	1	0.389	4.760	1	T4P_pilC		
→mandatory	400	2.2e-105	353.100	0.991	0.830	62	393	

Note: In case multiple solutions have the exact same score, a sorting is performed among the best solutions, and the solution ranked 1st is reported in the *best_solution.tsv* and *best_solution.txt* files. The ranking is performed as follow:

1. by the number of systems' components (hits) constituting the solution (most components first)
2. by the number of systems (most systems in first)
3. by the average of systems' wholeness
4. by hits position. This criterion is mostly introduced to produce reproducible results between two runs.

best_solution_summary.tsv

This file is a concise view of which systems have been found in your replicons and how many per replicon. It is based on **best_solution.tsv**. The first two lines are comments that indicate the version of MacSyFinder and the command line used to generate the results. Then a table represented by tabulated text to separate columns, with the searched models in columns and the replicons scanned for the models in row.

```
# macsyfinder 20220121.dev
# models : functional-0.0b2
# /home/bneron/Projects/GEM/MacSyFinder/MacSyFinder/py39/bin/macsyfinder --db-
→type=gembase --models-dir=tests/data//models/ --models TFF-SF Archaeal-T4P ComM MSH_
→T2SS T4bP T4P Tad --relative-path --sequence-db tests/data/base/gembase.fasta -w 12
```

replicon	TFF-SF/MSH	TFF-SF/T2SS	TFF-SF/T4P	TFF-SF/
→T4bP	TFF-SF/Tad	TFF-SF/Archaeal-T4P	TFF-SF/ComM	
GCF_000005845	0	1	2	0
GCF_000006725	0	1	2	0
GCF_000006745	1	1	2	1
GCF_000006765	0	3	1	0
GCF_000006845	0	0	1	0
GCF_000006905	0	1	0	1
GCF_000006925	0	0	1	0
GCF_000006945	0	0	2	0

as a *tsv* file it can be parsed easily using pandas:

```
import pandas as pd
solution = pd.read_csv('path to best_solution_summary.tsv', sep='\t', comment='#', index_
→col=0)
```

Note:

If you want to do the same operation but based on the *all_best_solutions.tsv* file, you can do it with the few lines of pandas below:

```
import pandas as pd

all_best_sol = '<macsyfinder_results_dir>/all_best_solutions.tsv'

# read data from best_solution file
data = pd.read_csv(all_best_sol, sep='\t', comment='#')

# remove useless columns
selection = data[['sol_id', 'replicon', 'sys_id', 'model_fqn']]

# keep only one row per replicon, sys_id
dropped = selection.drop_duplicates(subset=['sol_id', 'replicon', 'sys_id'])

# count for each replicon which models have been detected and their occurrences
summary = pd.crosstab(index=[dropped.sol_id, dropped.replicon],
→columns=dropped['model_fqn'])
```

if you are not fluent in *pandas*, we provide you a tiny script *msf_summary.py* based on few lines above to do the job *msf_summary.py*.

Then you can run the script

```
python msf_summary.py <path_to_all_best_solutions.tsv>
```

below an example of summary of *all_best_solutions.tsv*

sol_id	replicon	TFF-SF/MSH		TFF-SF/T2SS		TFF-SF/T4P	TFF-
→SF/T4bP	TFF-SF/Tad						
1	GCF_0000005845	0	1	1	0	0	
2	GCF_0000006725	0	1	1	0	0	
3	GCF_0000006725	0	1	1	0	0	
4	GCF_0000006745	1	1	2	1	0	
5	GCF_0000006745	1	1	2	1	0	
6	GCF_0000006745	1	1	1	1	0	
7	GCF_0000006765	0	3	1	0	1	
8	GCF_0000006845	0	0	1	0	0	
9	GCF_0000006905	0	1	0	0	1	
10	GCF_0000006925	0	0	1	0	0	
11	GCF_0000006945	0	0	1	0	0	

best_solution_loners.tsv

This file give an overview of all hits identified as Loner in the best_solution

```
# macsyfinder 20220121.dev
# models : functional-0.0b2
# /home/bneron/Projects/GEM/MacSyFinder/MacSyFinder/py39/bin/macsyfinder --db-
→type=gembase --models-dir=tests/data//models/ --models TFF-SF Archaeal-T4P_
→ComM MSH T2SS T4bP T4P Tad --relative-path --sequence-db tests/data/base/
→gembase.fasta -w 12
# Loners found:
replicon      model_fqn      function      gene_name      hit_
→id      hit_pos      hit_status      hit_seq_len      hit_i_
→eval      hit_score      hit_profile_cov      hit_seq_cov      hit_
→begin_match      hit_end_match
GCF_0000005845      TFF-SF/T4P      T4P_pilT      T4P_pilT      GCF_
→0000005845_026740      2674      mandatory      326      1.100e-
→117      393.600      0.944      0.979      3      321
GCF_0000005845      TFF-SF/T4P      T4P_pilD      T2SS_gsp0      GCF_
→0000005845_026930      2693      mandatory      269      1.300e-
→87      294.000      1.000      0.859      30      260
GCF_0000005845      TFF-SF/T4P      T4P_pilD      T2SS_gsp0      GCF_
→0000005845_030080      3008      mandatory      225      4.000e-
→65      220.400      0.978      0.840      26      214
GCF_0000006725      TFF-SF/T4P      T4P_pilT      T4P_pilT      GCF_
→0000006725_000270      4269      mandatory      344      1.800e-
→172      573.700      0.994      0.985      2      340
GCF_0000006725      TFF-SF/T4P      T4P_pilA      T4P_pilA      GCF_
→0000006725_003680      4610      accessory      187      9.000e-
→10      39.500      0.667      0.278      6      57
GCF_0000006725      TFF-SF/T2SS      T2SS_gsp0      T4P_pilD      GCF_
```

(continues on next page)

(continued from previous page)

(continued from previous page)					
→000006725_014570	5699	mandatory	287	7.400e-	
→77	258.600	1.000	0.836	28	267
GCF_000006725	TFF-SF/T2SS	T2SS_gspE	T2SS_gspE		GCF_
→000006725_018700	6112	mandatory	566	1.800e-	
→171	571.000	0.936	0.701	165	561
GCF_000006725	TFF-SF/T4P	T4P_pilA	T4P_pilA		GCF_
→000006725_022640	6506	accessory	178	2.000e-	
→10	41.600	0.603	0.264	5	51
GCF_000006745	TFF-SF/T2SS	T2SS_gsp0	T4P_pilD		GCF_
→000006745_021980	8766	mandatory	291	3.100e-	
→88	295.800	1.000	0.832	28	269
GCF_000006765	TFF-SF/T2SS	T2SS_gsp0	T4P_pilD		GCF_
→000006765_044730	14545	mandatory	290	1.100e-	
→88	297.200	1.000	0.828	31	270
GCF_000006925	TFF-SF/T4P	T4P_pilT	T4P_pilT		GCF_
→000006925_026070	23874	mandatory	341	6.600e-	
→118	394.300	0.950	0.941	18	338
GCF_000006945	TFF-SF/T4P	T4P_pilT	T4P_pilT		GCF_
→000006945_030160	28596	mandatory	326	3.400e-	
→113	378.800	0.933	0.966	3	317
GCF_000006945	TFF-SF/T4P	T4P_pilD	T2SS_gsp0		GCF_
→000006945_033450	28925	mandatory	155	2.900e-	
→35	122.700	0.588	0.871	9	143

best_solution_multisystems.tsv

This file give an overview of all hits identified as multi-systems in the best_solution

```
# macsyfinder 20220121.dev
# models : functional-0.0b2
# /home/bneron/Projects/GEM/MacSyFinder/MacSyFinder/py39/bin/macsyfinder --db-
→type ordered_replicon --replicon-topology linear --models-dir tests/data/
→models/ -m functional T12SS-multisystem --relative-path --sequence-db tests/
→data/base/test_13.fasta -w 15
# Multisystems found:
replicon      model_fqn      function      gene_name      hit_
→id      hit_pos      hit_status      hit_seq_len      hit_i_
→eval      hit_score      hit_profile_cov      hit_seq_cov      hit_
→begin_match      hit_end_match
UserReplicon      functional/T12SS-multisystem      T1SS_omf      T1SS_
→omf      VICH001.B.00001.C001_
→01360      20      mandatory      484      3.200e-28      90.
→000      0.985      0.820      80      476
UserReplicon      functional/T12SS-multisystem      T1SS_omf      T1SS_
→omf      VICH001.B.00001.C001_
→01506      35      mandatory      419      9.100e-35      111.
→500      0.998      0.912      25      406
```


rejected_candidates.txt

This file records all clusters or cluster combinations (if the “multi_loci” search mode is on) which have been discarded and the reason why they were not selected as systems.

The header is composed of the MacSyFinder version and the command line used followed by the description of the cluster(s). The list of the hits composing the cluster is presented at the end of the cluster or clusters’ combination, followed by the reason why it has been discarded.

Note: This file is in human readable format. If you need to parse the information about rejected candidates, use the tsv formatted file rejected_candidates.tsv

```
# macsyfinder 20200511.dev
# models : TFF-SF-0.1b
# macsyfinder --sequence-db data/base/GCF_000006745.fasta --models TFF-SF all --models-
↳dir data/models/ --db-type gembase -w 4
# Rejected candidates:

Cluster:
  - model: T4P
  - hits: (GCF_000005845_025680, T4P_pilW, 2568), (GCF_000005845_025690, T4P_fimT,
↳2569)
Cluster:
  - model: T4P
  - hits: (GCF_000005845_026930, T2SS_gspO, 2693)
Cluster:
  - model: T4P
  - hits: (GCF_000005845_030080, T2SS_gspO, 3008)
This candidate has been rejected because:
The quorum of mandatory genes required (4) is not reached: 1
The quorum of genes required (5) is not reached: 3
=====
Cluster:
  - model: Archaeal-T4P
  - hits: (GCF_000005845_019260, Archaeal-T4P_arCOG00589, 1926), (GCF_000005845_019310,
↳ Archaeal-T4P_arCOG02900, 1931)
This candidate has been rejected because:
The quorum of mandatory genes required (3) is not reached: 0
The quorum of genes required (3) is not reached: 2
=====
```

rejected_candidates.tsv

This file contains same information as *rejected_candidates.txt* but in tsv format, so it’s more convenient to parse it. for instance with python and [pandas](#) library.:

```
import pandas as pd
pd.read_csv("path/to/rejected_candidates.tsv", sep='\t', comment='#')
```

As other file the first lines are comments and provides informations to indicate how this file has been produced.

- the macsyfinder version

- the model package and version used
- the command line used

then the following information separated by 'tabulation' character 't'

- **candidate_id** - An unique identifier of the candidate (for this run)
- **replicon** - The name of the replicon
- **model_fqn** - The model fully-qualified name
- **cluster_id** - An unique identifier for the cluster constituting the candidate
- **hit_id** - The identifier of the hit (as indicate in hmmer output)
- **hit_pos** - The position of the sequence in the replicon
- **gene_name** - The name of the component identified by the hit
- **function** - The name of the gene for which it it fulfill the function.
- **reasons** - The reasons why this cluster has been discarded. ther can be several reasons, in this case each reason are separated by '/'.

Note: A rejected candidate can be constituted of

- clusters (can have several clusters if the model is multi loci),
 - loners
-

Example of *rejected_candidates.tsv*

```
# macsyfinder 20220805.dev
# models : TFF-SF-None
# /home/bneron/Projects/GEM/MacSyFinder/MacSyFinder/py39/bin/macsyfinder --sequence-db_
↳data/base/GCF_000006745.fasta --models TFF-SF all --models-dir data/models/ --db-type_
↳gembase -w 15
# Rejected candidates found:
candidate_id      replicon      model_fqn      cluster_id      hit_id      hit_
↳pos      gene_name      function      reasons
GCF_000006745_Archaeal-T4P_1      GCF_000006745      TFF-SF/Archaeal-
↳T4P      c3      GCF_000006745_018740      1874      Archaeal-T4P_
↳arCOG00589      Archaeal-T4P_arCOG00589      The quorum of mandatory genes_
↳required (3) is not reached: 0/The quorum of genes required (3) is not reached: 1
GCF_000006745_Archaeal-T4P_1      GCF_000006745      TFF-SF/Archaeal-
↳T4P      c3      GCF_000006745_018800      1880      Archaeal-T4P_
↳arCOG00589      Archaeal-T4P_arCOG00589      The quorum of mandatory genes_
↳required (3) is not reached: 0/The quorum of genes required (3) is not reached: 1

GCF_000006745_Archaeal-T4P_2      GCF_000006745      TFF-SF/Archaeal-
↳T4P      c4      GCF_000006745_026670      2667      Archaeal-T4P_
↳arCOG02900      Archaeal-T4P_arCOG02900      The quorum of mandatory genes_
↳required (3) is not reached: 0/The quorum of genes required (3) is not reached: 1
GCF_000006745_Archaeal-T4P_2      GCF_000006745      TFF-SF/Archaeal-
↳T4P      c4      GCF_000006745_026680      2668      Archaeal-T4P_
↳arCOG02900      Archaeal-T4P_arCOG02900      The quorum of mandatory genes_
↳required (3) is not reached: 0/The quorum of genes required (3) is not reached: 1
```

(continues on next page)

(continued from previous page)

GCF_000006745_ComM_4 →000006745_017080 →mandatory genes required (4) is not reached: 1/The quorum of genes required (4) is not reached: 1	GCF_000006745 1708 ComM_comEC	TFF-SF/ComM ComM_comEC	c11	GCF_ The quorum of
GCF_000006745_ComM_5 →000006745_032430 →mandatory genes required (4) is not reached: 1/The quorum of genes required (4) is not reached: 2	GCF_000006745 3243 ComM_comEB	TFF-SF/ComM ComM_comEB	c12	GCF_ The quorum of
GCF_000006745_ComM_5 →000006745_017080 →mandatory genes required (4) is not reached: 1/The quorum of genes required (4) is not reached: 2	GCF_000006745 1708 ComM_comEC	TFF-SF/ComM ComM_comEC	c13	GCF_ The quorum of
GCF_000006745_ComM_3 →000006745_032430 →mandatory genes required (4) is not reached: 0/The quorum of genes required (4) is not reached: 1	GCF_000006745 3243 ComM_comEB	TFF-SF/ComM ComM_comEB	c10	GCF_ The quorum of
GCF_000006745_MSH_6 →000006745_004600 →mandatory genes required (3) is not reached: 1/The quorum of genes required (4) is not reached: 1	GCF_000006745 460 MSH_mshA	TFF-SF/MSH MSH_mshA	c18	GCF_ The quorum of
GCF_000006745_T2SS_7 →000006745_021980 →mandatory genes required (4) is not reached: 1/The quorum of genes required (6) is not reached: 1	GCF_000006745 2198 T4P_pilD	TFF-SF/T2SS T2SS_gsp0	c25	GCF_ The quorum of
GCF_000006745_T4P_8 →000006745_004240 →mandatory genes required (4) is not reached: 1/The quorum of genes required (5) is not reached: 2	GCF_000006745 424 T4P_pilT	TFF-SF/T4P T4P_pilT	c30	GCF_ The quorum of
GCF_000006745_T4P_8 →000006745_004250 →mandatory genes required (4) is not reached: 1/The quorum of genes required (5) is not reached: 2	GCF_000006745 425 T4P_pilU	TFF-SF/T4P T4P_pilU	c30	GCF_ The quorum of
GCF_000006745_T4P_12 →000006745_004240 →mandatory genes required (4) is not reached: 2	GCF_000006745 424 T4P_pilT	TFF-SF/T4P T4P_pilT	c34	GCF_ The quorum of
GCF_000006745_T4P_12 →000006745_004250 →mandatory genes required (4) is not reached: 2	GCF_000006745 425 T4P_pilU	TFF-SF/T4P T4P_pilU	c34	GCF_ The quorum of
GCF_000006745_T4P_12 →000006745_007820 →mandatory genes required (4) is not reached: 2	GCF_000006745 782 T4P_pilE	TFF-SF/T4P T4P_pilE	c35	GCF_ The quorum of
GCF_000006745_T4P_12 →000006745_007830 →mandatory genes required (4) is not reached: 2	GCF_000006745 783 T4P_fimT	TFF-SF/T4P T4P_fimT	c35	GCF_ The quorum of
GCF_000006745_T4P_12 →000006745_007840 →mandatory genes required (4) is not reached: 2	GCF_000006745 784 T4P_pilW	TFF-SF/T4P T4P_pilW	c35	GCF_ The quorum of

(continues on next page)

(continued from previous page)

```

↳mandatory genes required (4) is not reached: 2
GCF_0000006745_T4P_12      GCF_0000006745      TFF-SF/T4P      c35      GCF_
↳0000006745_007850      785      T4P_pilX      T4P_pilX      The quorum of_
↳mandatory genes required (4) is not reached: 2
GCF_0000006745_T4P_12      GCF_0000006745      TFF-SF/T4P      c35      GCF_
↳0000006745_007860      786      T4P_pilV      T4P_pilV      The quorum of_
↳mandatory genes required (4) is not reached: 2

```

Note: If a timeout is set to limit the time spent in best solution resolution. This timeout is applied per replicon. If the best solution resolution reach the timeout for a replicon, a WARNING is raised in *macsyfinder.log*. The warning is also report in the following files:

- *best_solution.tsv*
- *best_solution_summary.tsv*
- *all_best_solutions.tsv*
- *all_systems.tsv* and *all_systems.txt*
- *rejected_candidates.tsv* and *rejected_candidates.txt*

for instance

```

# macsyfinder 20230113.dev
# models : TXSScan-1.1.1
# macsyfinder --sequence-db tests/data/base/gembase.fasta --db-type gembase --models_
↳TXSScan -w 15 --timeout 1s
#
# WARNING: The replicon 'GCF_0000006765' has been SKIPPED. Cannot be solved before_
↳timeout.
#
replicon hit_id ...

```

Output files for the “unordered replicon” search mode

Systems detection results

As for ordered replicons, several output files are provided.

- *all_systems.txt* - This file contains the description of candidate systems found.
- *all_systems.tsv* - The same information as in *all_systems.txt* but in the tabulated tsv format.
- *uncomplete_systems.txt* - This file contains occurrences for systems that did not complete models’ definitions and that were therefore not kept as candidate systems.

Note: In this *unordered* search mode, there is no notion of order or distance of the components along the replicon. The clustering step is skipped by MacSyFinder, and it is therefore “only” checked for each type of system being searched whether there is the genetic potential to fulfil its model definition.

all_systems.txt

This file contains potential systems for unordered replicon in human readable format.

In this file, for each component of each searched system's model, we report the number of hits found. For the description of the fields, see [above](#).

Warning: In this mode the *forbidden* genes are reported here to the user. As we do not know if they co-localize (cluster) with the other genes they could be present in the replicon, yet far away - or very close on the contrary - to the potential system.

```
# macsyfinder 20201028.dev
# models : TFF-SF-0.1b
# macsyfinder --sequence-db tests/data/base/one_replicon.fasta --db-type unordered --
↳models-dir tests/data/models -m TFF-SF T4P_single_locus
# Systems found:

This replicon contains genetic materials needed for system TFF-SF/T4P_single_locus

system id = Unordered_T4P_single_locus_1
model = TFF-SF/T4P_single_locus
replicon = Unordered
hits = [('GCF_000006845_000250', 'T4P_pilY', 25), ('GCF_000006845_000700', 'T4P_pilY',
↳70), ('GCF_000006845_001030', 'T4P_pilQ', 103), ('GCF_000006845_001040', 'T4P_pilP',
↳104), ('GCF_000006845_001050', 'T4P_pilO', 105), ('GCF_000006845_001060', 'T4P_pilN',
↳106), ('GCF_000006845_001070', 'T4P_pilM', 107), ('GCF_000006845_003200', 'T4P_pilU',
↳320), ('GCF_000006845_004190', 'T4P_fimT', 419), ('GCF_000006845_004200', 'T4P_pilV',
↳420), ('GCF_000006845_004210', 'T4P_pilW', 421), ('GCF_000006845_004220', 'T4P_pilX',
↳422), ('GCF_000006845_004230', 'T4P_pilA', 423), ('GCF_000006845_010160', 'T4P_pilA',
↳1016), ('GCF_000006845_012440', 'T4P_pilA', 1244), ('GCF_000006845_014270', 'T4P_pilC',
↳1427), ('GCF_000006845_014280', 'T4P_pilD', 1428), ('GCF_000006845_014310', 'T4P_pilB',
↳1431), ('GCF_000006845_016430', 'T4P_pilT', 1643), ('GCF_000006845_016440', 'T4P_
↳pilU', 1644)]
wholeness = 0.889

mandatory genes:
- T4P_pilE: 0 ()
- T4P_pilB: 1 (T4P_pilB)
- T4P_pilC: 1 (T4P_pilC)
- T4P_pilO: 1 (T4P_pilO)
- T4P_pilQ: 1 (T4P_pilQ)
- T4P_pilN: 1 (T4P_pilN)
- T4P_pilT: 1 (T4P_pilT)
- T4P_pilD: 1 (T4P_pilD)

accessory genes:
- T4P_pilA: 3 (T4P_pilA, T4P_pilA, T4P_pilA)
- T4P_pilV: 1 (T4P_pilV)
- T4P_pilY: 2 (T4P_pilY, T4P_pilY)
- T4P_pilW: 1 (T4P_pilW)
- T4P_pilX: 1 (T4P_pilX)
```

(continues on next page)

(continued from previous page)

```

- T4P_fimT: 1 (T4P_fimT)
- T4P_pilM: 1 (T4P_pilM)
- T4P_pilP: 1 (T4P_pilP)
- T4P_pilU: 2 (T4P_pilU, T4P_pilU)
- MSH_mshM: 0 ()

```

neutral genes:

forbidden genes:

Use ordered replicon to have better prediction.

all_systems.tsv

This file contains the same information as in *all_systems.txt* but in *tsv* format. For the description of the fields, see [above](#).

Note: This file can be easily parsed with pandas:

```

import pandas as pd
pot_systems = pd.read_csv('all_systems.tsv', sep='\t', comment='#')

```

```

# macsyfinder 20201028.dev
# models : TFF-SF-0.1b
# macsyfinder --sequence-db tests/data/base/one_replicon.fasta --db-type unordered --
↳models-dir tests/data/models -m TFF-SF T4P_single_locus
# Likely Systems found:

replicon   hit_id  gene_name      hit_pos model_fqn      sys_id  sys_wholeness  hit_
↳gene_ref  hit_status  hit_seq_len  hit_i_eval  hit_score  hit_
↳profile_cov hit_seq_cov  hit_begin_match hit_end_match  used_in
Unordered  GCF_000006845_014310  T4P_pilB      1431  TFF-SF/T4P_single_locus_
↳Unordered_T4P_single_locus_1  0.889  T4P_pilB      mandatory      558  3.8e-
↳178      589.000 0.964  0.731  146  553
Unordered  GCF_000006845_014270  T4P_pilC      1427  TFF-SF/T4P_single_locus_
↳Unordered_T4P_single_locus_1  0.889  T4P_pilC      mandatory      410  1.9e-
↳131      434.800 0.997  0.817  72  406
Unordered  GCF_000006845_014280  T4P_pilD      1428  TFF-SF/T4P_single_locus_
↳Unordered_T4P_single_locus_1  0.889  T4P_pilD      mandatory      286  2.8e-
↳82 272.300 1.000  0.829  28  264
Unordered  GCF_000006845_001060  T4P_pilN      106  TFF-SF/T4P_single_locus_
↳Unordered_T4P_single_locus_1  0.889  T4P_pilN      mandatory      199  2.3e-
↳33 112.200 0.986  0.714  7  148
Unordered  GCF_000006845_001050  T4P_pilO      105  TFF-SF/T4P_single_locus_
↳Unordered_T4P_single_locus_1  0.889  T4P_pilO      mandatory      215  2.9e-
↳37 124.800 0.980  0.693  23  171
Unordered  GCF_000006845_001030  T4P_pilQ      103  TFF-SF/T4P_single_locus_
↳Unordered_T4P_single_locus_1  0.889  T4P_pilQ      mandatory      723  1.9e-
↳62 206.600 0.935  0.238  548  719

```

(continues on next page)

(continued from previous page)

Unordered	GCF_0000006845_016430	T4P_pilT	1643	TFF-SF/T4P_single_locus_
↳ Unordered_T4P_single_locus_1	0.889	T4P_pilT		mandatory
↳ 167	551.400 0.997 0.983	2	342	347 6.9e-
Unordered	GCF_0000006845_004190	T4P_fimT	419	TFF-SF/T4P_single_locus_
↳ Unordered_T4P_single_locus_1	0.889	T4P_fimT		accessory
↳ 23	78.900 0.985 0.294	7	71	221 2.7e-
Unordered	GCF_0000006845_004230	T4P_pilA	423	TFF-SF/T4P_single_locus_
↳ Unordered_T4P_single_locus_1	0.889	T4P_pilA		accessory
↳ 20	67.800 0.744 0.389	9	71	162 8.6e-
Unordered	GCF_0000006845_010160	T4P_pilA	1016	TFF-SF/T4P_single_locus_
↳ Unordered_T4P_single_locus_1	0.889	T4P_pilA		accessory
↳ 15	54.300 0.821 0.430	5	68	149 1.3e-
Unordered	GCF_0000006845_012440	T4P_pilA	1244	TFF-SF/T4P_single_locus_
↳ Unordered_T4P_single_locus_1	0.889	T4P_pilA		accessory
↳ 19	67.000 0.859 0.519	6	72	129 1.5e-
Unordered	GCF_0000006845_001070	T4P_pilM	107	TFF-SF/T4P_single_locus_
↳ Unordered_T4P_single_locus_1	0.889	T4P_pilM		accessory
↳ 43	144.300 0.988 0.429	30	188	371 3.3e-
Unordered	GCF_0000006845_001040	T4P_pilP	104	TFF-SF/T4P_single_locus_
↳ Unordered_T4P_single_locus_1	0.889	T4P_pilP		accessory
↳ 34	115.600 1.000 0.735	13	145	181 2.7e-
Unordered	GCF_0000006845_003200	T4P_pilU	320	TFF-SF/T4P_single_locus_
↳ Unordered_T4P_single_locus_1	0.889	T4P_pilU		accessory
↳ 170	562.600 0.985 0.896	16	352	376 2.2e-
Unordered	GCF_0000006845_016440	T4P_pilU	1644	TFF-SF/T4P_single_locus_
↳ Unordered_T4P_single_locus_1	0.889	T4P_pilU		accessory
↳ 127	421.800 0.994 0.833	40	379	408 1.5e-
Unordered	GCF_0000006845_004200	T4P_pilV	420	TFF-SF/T4P_single_locus_
↳ Unordered_T4P_single_locus_1	0.889	T4P_pilV		accessory
↳ 16	54.600 1.000 0.276	14	69	203 9.6e-
Unordered	GCF_0000006845_004210	T4P_pilW	421	TFF-SF/T4P_single_locus_
↳ Unordered_T4P_single_locus_1	0.889	T4P_pilW		accessory
↳ 10	38.000 0.517 0.190	17	78	326 1.7e-
Unordered	GCF_0000006845_004220	T4P_pilX	422	TFF-SF/T4P_single_locus_
↳ Unordered_T4P_single_locus_1	0.889	T4P_pilX		accessory
↳ 18	62.600 0.983 0.286	17	74	203 2.8e-
Unordered	GCF_0000006845_000250	T4P_pilY	25	TFF-SF/T4P_single_locus_
↳ Unordered_T4P_single_locus_1	0.889	T4P_pilY		accessory
↳ 57	191.700 0.728 0.389	463	853	1006 2.2e-
Unordered	GCF_0000006845_000700	T4P_pilY	70	TFF-SF/T4P_single_locus_
↳ Unordered_T4P_single_locus_1	0.889	T4P_pilY		accessory
↳ 57	191.900 0.721 0.362	516	894	1047 1.9e-

uncomplete_systems.txt

This file is created when a search is performed in the *unordered replicon* mode. This file list models that probably do not have not full systems in the replicon(s). For each model, the reason why it is not fulfilled is reported, followed by the model description and the components found.

```
# macsyfinder 20201113.dev
# models : TFF-SF-0.1b
# macsyfinder --sequence-db tests/data/base/one_replicon.fasta --db-type unordered --
↳models-dir tests/data/models -m TFF-SF all
# Unlikely Systems found:

This replicon probably not contains a system TFF-SF/T2SS:
The quorum of mandatory genes required (4) is not reached: 1
The quorum of genes required (6) is not reached: 2

system id = Unordered_T2SS_3
model = TFF-SF/T2SS
replicon = Unordered
hits = [('GCF_000006845_002600', 'Tad_tadD', 260), ('GCF_000006845_014280', 'T4P_pilD',
↳1428), ('GCF_000006845_016430', 'T4P_pilT', 1643)]
wholeness = 0.143

mandatory genes:
  - T2SS_gspD: 0 ()
  - T2SS_gspE: 0 ()
  - T2SS_gspF: 0 ()
  - T2SS_gspG: 0 ()
  - T2SS_gspC: 0 ()
  - T2SS_gspO: 1 (T4P_pilD)

accessory genes:
  - T2SS_gspM: 0 ()
  - T2SS_gspH: 0 ()
  - T2SS_gspI: 0 ()
  - T2SS_gspJ: 0 ()
  - T2SS_gspK: 0 ()
  - T2SS_gspN: 0 ()
  - T2SS_gspL: 0 ()
  - Tad_tadD: 1 (Tad_tadD)

neutral genes:

forbidden genes:
  - T4P_pilT: 1 (T4P_pilT)

Use ordered replicon to have better prediction.

=====
```


Hammer results' output files

Raw Hammer outputs are provided, as long with processed tabular outputs that include hits filtered as specified by the user. For instance, the Hammer search for SctC homologs with the corresponding profile will result in the creation of two output files: “sctC.search_hmm.out” for the raw HMMER output file and “sctC.res_hmm_extract” for the output file after processing/filtering of the HMMER results by MacSyFinder.

The processed output file “sctC.res_hmm_extract” recalls on the first lines the parameters used for hits filtering and relevant information on the matches, as in this example:

```
# gene: sctC extract from /Users/bob/macsyfinder_results/
      macsyfinder-20130128_08-57-46/sctC.search_hmm.out hmm output
# profile length= 544
# i_evalue threshold= 0.001000
# coverage threshold= 0.500000
# hit_id replicon_name position_hit hit_sequence_length gene_name gene_system i_eval_
↪score
      profile_coverage sequence_coverage begin end
PSAE001c01_006940      PSAE001c01      3450      803      sctC      T3SS      1.1e-41 141.6
      0.588235 0.419676      395      731
PSAE001c01_018920      PSAE001c01      4634      776      sctC      T3SS      9.2e-48 161.7
      0.976103 0.724227      35      596
PSAE001c01_031420      PSAE001c01      5870      658      sctC      T3SS      2.7e-52 176.7
      0.963235 0.844985      49      604
PSAE001c01_051090      PSAE001c01      7801      714      sctC      T3SS      1.9e-46 157.4
      0.571691 0.463585      374      704
```

Logs and configuration files

Three specific output files are systematically built, whatever the search mode, to store information on MacSyFinder's execution:

- **macsyfinder.conf** - contains the configuration information of the run. It is useful to recover all the parameters used for the run.
- **macsyfinder.log** - the log file, contains raw information on the run. Please send it to us with any **bug report**.

For big data people

Parallelization

The time limiting part are HMMER (search genes). If you want to deal with a large data

- a collection of file containing replicons (each file must contains one replicon)
- or a *gembase* file (with a lot of replicons, from ten to more than thousand)

we provide a workflow to parallelize the execution by the data. This mean that

1. We split the data input into chunks containing one replicon each (for *gembase* input file).
2. Then execute MacSyFinder in parallel on each replicon (the number of parallel tasks can be limited)
3. Then aggregate the results in one global summary.

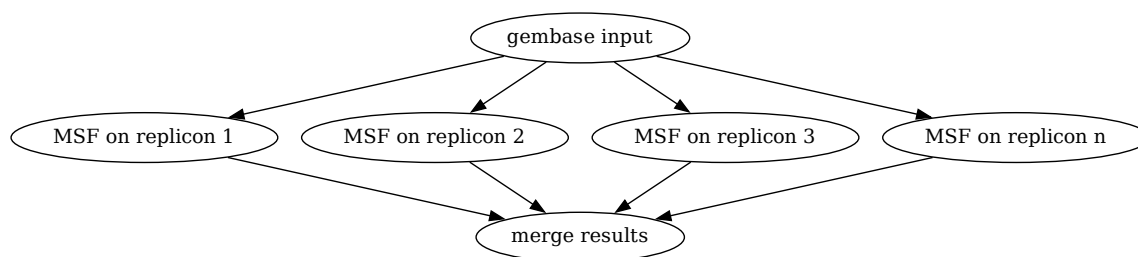


Fig. 1: Diagram of the parallel_macsyfinder workflow on gembase input

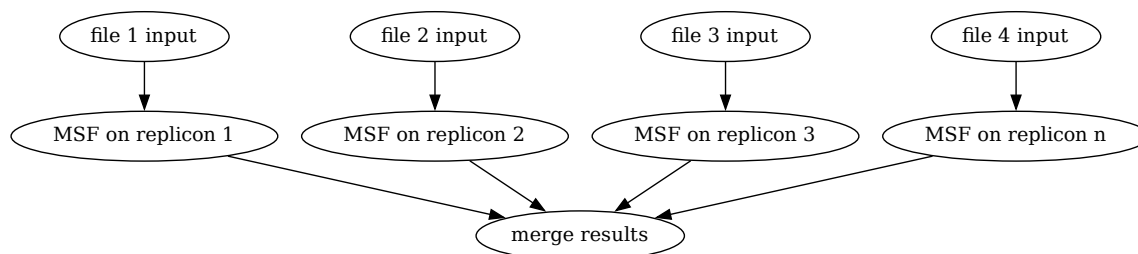


Fig. 2: Diagram of the parallel_macsyfinder workflow on ordered or unordered replicon

The workflow use the [nextflow](#) framework and can be run on a single machine or a cluster.

First, you have to install [nextflow](#) first, and [macsyfinder](#). Then we provide 2 files (you need to download them from the MacSyFinder github repo.)

- *parallel_macsyfinder.nf* which is the workflow itself in nextflow syntax
- *nextflow.config* which is a configuration file to execute the workflow.

The workflow file should not be modified. Whereas the profile **must** be adapted to the **local** architecture.

The file *nextflow.config* provide five profiles:

- a standard profile for local use (single machine).
- an apptainer profile using docker image with apptainer executor (on a single machine).
- a docker profile using docker image with docker executor (on a single machine).
- a cluster profile.
- a cluster profile using apptainer container system with the docker image.

How to get parallel_macsyfinder

The release contains the workflow *parallel_macsyfinder.nf* and the *nextflow.config* at the top level of the archive But if you use pip to install MacSyFinder you have not easily access to them. But they can be downloaded or executed directly by using nextflow.

to download it

```
nextflow pull gem-pasteur/macsyfinder
```

to get the latest version or use *-r* option to specify a version

```
nextflow pull -r release_2.0 gem-pasteur/macsyfinder
```

to see what you download

```
nextflow view macsyfinder
```

to execute it directly on a local host with macsyfinder already installed and with models installed too:

```
nextflow run gem-pasteur/macsyfinder -profile standard --models "TFF-SF all" --db-type ↵
↵gembase --sequence-db <path/to/my/gembase.fasta>
```

or:

```
nextflow run -r release_2.0 gem-pasteur/macsyfinder -profile standard --models "TFF-SF ↵
↵all" --db-type gembas --sequence-db <path/to/my/gembase.fasta>
```

or for ordered replicon

```
nextflow run gem-pasteur/macsyfinder -profile cluster_apptainer --models "TFF-SF all" --
↵db-type ordered_replicon --sequence-db '<path/to/replicons/*.fasta>' --outdir <my_
↵results>
nextflow run gem-pasteur/macsyfinder -profile cluster_apptainer --models "TFF-SF all" --
↵db-type ordered_replicon --sequence-db 'file1.fasta,file2.fasta,file3.fst' --outdir
↵<my_results>
```

or if you download the macsyfinder repository, or the the workflow with it's configuration file:

```
nextflow run parallel_macsyfinder.nf -profile standard --models "TFF-SF all" --db-type g
↳ ordered_replicon --sequence-db 'data/base/split/GCF_*.fasta' --outdir GCF
```

Note:

- For *gembase* data the workflow expected one file with several replicons.
 - For *ordered_replicon* or *unordered* the workflow expected several files with one replicon per file.
-

Warning: See the double quotes surrounding the models value `--models "TFF-SF all"` with out quoting macsyfinder will not received the right argument.

Warning: See the (double) quotes surrounding the models value `--sequence-db '<path/to/replicons/.fasta>'` with out quoting parallel_macsyfinder will not received all files.

Warning: When you analyzed ordered or unordered replicons (`--db-type` set to *ordered_replicon* or *unordered*) the `--out-dir` option is **REQUIRED**.

standard profile

This profile is used if you want to parallelize MacSyFinder on your machine. You can specify the number of tasks in parallel by setting the *queueSize* value You can also fix the number of cpu used by each task (macsyfinder `--worker` option see [macsyfinder options](#)) by setting the *params.worker* parameter in *nextflow.config*

```
standard {
  executor {
    name = 'local'
    queueSize = 4
  }
  process {
    errorStrategy = 'ignore'
    withName: macsyfinder {
      cpus = params.worker
    }
  }
}
```

Almost options available in non parallel version are also available for the parallel one. except: * `--db-type` which is set to *gembase* (only data type supported for the parallelized macsyfinder version). * `--out-dir` which is not available.

A typical command line will be:

```
./parallel_macsyfinder.nf -profile standard --models "TFF-SF all" --sequence-db <path/to/
↳ my/gembase.fasta>
```

Note: The options starting with one dash are for nextflow workflow engine, whereas the options starting by two dashes are for macsyfinder workflow.

If you execute this line, 2 kinds of directories will be created.

- One named *work* containing lot of subdirectories this for all jobs launch by nextflow.
- Directories named *merged_macsyfinder_results_XXX* where XXX is the name of the gembase file. This directory contain the final results as in non parallel version.

standard_apptainer or standard_docker profile

If you have not installed *macsyfinder* but you use it through a container docker or <https://apptainer.org/> (former *singularity*) We provide profiles for these situations. With the command line below nextflow will download parallel_macsyfinder from github and download the macsyfinder image from the docker-hub (<https://hub.docker.com/r/gempasteur/macsyfinder>) (and apptainer convert the image on the right format on the fly) so you haven't to install anything except nextflow and apptainer or docker.

```
standard_apptainer {
  executor {
    name = 'local'
    queueSize = 4
  }
  process {
    errorStrategy = 'ignore'
    container = 'docker://gempasteur/macsyfinder:latest'
    withName: macsyfinder {
      cpus = params.worker
    }
  }
  singularity {
    enabled = true
  }
}
```

```
standard_docker {
  executor {
    name = 'local'
    queueSize = 4
  }
  process {
    errorStrategy = 'ignore'
    container = 'macsyfinder'
    withName: macsyfinder {
      cpus = params.worker
    }
  }
  docker {
    enabled = true
    runOptions = '--user $(id -u):$(id -g)'
  }
}
```

The execution is similar than for installed macsyfinder

```
./parallel_macsyfinder.nf -profile standard_apptainer --models "TFF-SF all" --sequence-  
↪db <path/to/my/gembase.fasta>
```

or

```
./parallel_macsyfinder.nf -profile standard_docker --models "TFF-SF all" --sequence-db  
↪<path/to/my/gembase.fasta>
```

cluster profile

The cluster profile is intended to work on a cluster managed by SLURM. If your cluster is managed by an other drm replace executor name by the right value (see [nextflow supported cluster](#))

You can also manage

- The number of tasks in parallel with the *executor.queueSize* parameter (here 500). If you remove this line, the system will send in parallel as many jobs as there are replicons in your data set.
- The queue (or partition in *Slurm* terminology) with *process.queue* parameter (here *common,dedicated*)
- and some options specific to your cluster management systems with *process.clusterOptions* parameter

```
cluster {  
  executor {  
    name = 'slurm'  
    queueSize = 500  
  }  
  
  process {  
    errorStrategy = 'ignore'  
    queue = 'common,dedicated'  
    clusterOptions = '--qos=fast'  
    withName: macsyfinder {  
      cpus = params.worker  
    }  
  }  
}
```

To run the parallel version on cluster, for instance on a cluster managed by slurm, I can launch the main nextflow process in one slot. The parallelization and the submission on the other slots is made by nextflow itself. Below a command line to run `parallel_macsyfinder` and use 3 cpus per macsyfinder task, each macsyfinder task can be executed on different machine, each macsyfinder task claim 2 cpus/cores (cpu in *nextflow* terminology/ cores for hardware) to speed up the genes search.

```
sbatch --qos fast -p common nextflow run parallel_macsyfinder.nf -profile cluster --  
↪models "TFF-SF all" --sequence-db <path/to/my/gembase.fasta> --worker 3
```

The results will be the same as describe in local execution.

cluster_apptainer profiles

You can also use the macsyfinder apptainer image on a cluster, for this use the profile *cluster_apptainer*.

```
sbatch --qos fast -p common nextflow run gem-pasteur/macsyfinder -profile cluster_
↪apptainer --models "TFF-SF all" --sequence-db <path/to/my/gembase.fasta>
```

In the case of your cluster cannot reach the world wide web. you have to download the singularity image

```
apptainer pull --name macsyfinder.simg docker://gempasteur/macsyfinder
```

Then move the image on your cluster modify the nextflow.config to point on the location of the image, and adapt the cluster options (executor, queue, ...) to your architecture

```
cluster_apptainer {
  executor {
    name = 'slurm'
    queueSize = 500
  }

  process {
    errorStrategy = 'ignore'
    container = '/path/to/macsyfinder.simg'
    queue = 'common,dedicated'
    clusterOptions = '--qos=fast'
    withName: macsyfinder {
      cpus = params.worker
    }
  }
  singularity {
    enabled = true
    runOptions = '-H $HOME -B /pasteur'
    autoMounts = false
  }
}
```

then run it

```
sbatch --qos fast -p common nextflow run ./parallel_macsyfinder.nf -profile cluster_
↪apptainer --models "TFF-SF all" --sequence-db <path/to/my/gembase.fasta>
```

If you want to have more details about the jobs execution you can add some options to generate report:

Execution report

To enable the creation of this report add the `-with-report` command line option when launching the pipeline execution. For example:

```
nextflow run ./parallel_macsyfinder.nf -profile standard -with-report [file name] --
↪models "TFF-SF all" --sequence-db <path/to/my/gembase.fasta>
```

It creates an HTML execution report: a single document which includes many useful metrics about a workflow execution. For further details see <https://www.nextflow.io/docs/latest/tracing.html#execution-report>

Trace report

In order to create the execution trace file add the `-with-trace` command line option when launching the pipeline execution. For example:

```
nextflow run ./parallel_macsyfinder.nf -profile standard -with-trace --models "TFF-SF↵↵all" --sequence-db <path/to/my/gembase.fasta>
```

It creates an HTML timeline for all processes executed in your pipeline. For further details see <https://www.nextflow.io/docs/latest/tracing.html#timeline-report>

Timeline report

To enable the creation of the timeline report add the `-with-timeline` command line option when launching the pipeline execution. For example:

```
nextflow run ./parallel_macsyfinder.nf -profile standard -with-timeline [file name] --↵models "TFF-SF all" --sequence-db <path/to/my/gembase.fasta> ...
```

It creates an execution tracing file that contains some useful information about each process executed in your pipeline script, including: submission time, start time, completion time, cpu and memory used. For further details see <https://www.nextflow.io/docs/latest/tracing.html#trace-report>

Warning: When you run parallelize version of macsyfinder the hhm score for each genes can be different than in non parallel version. As hmmsearch use the size of the sequence database to compute the score.

1.1.2 MacSyFinder functioning

Macromolecular models

MacSyFinder relies on the definition of models of macromolecular systems as a **set of models' components** to be searched by similarity search, and a **set of rules** regarding their genomic organization and their requirement level to make a complete system (mandatory, accessory components, number of components required).

See *below* for more details on MacSyFinder's modelling scheme and the section on *Functioning* for the principles of the MacSyFinder's search engine.

A **MacSyFinder model** (macsy-model for short) is the association of several elements:

- a **definition** which describes the system to detect with a specific **XML grammar** that is described *below*.
- a set of *HMM profiles* (one per component/gene in the model) to enable the similarity search of the systems' components with the HMMER program.

The models are grouped by *family* possibly gathering *sub-families* (multiple levels allowed), for instance *Secretion*, *Cas-proteins*... A set of models from a same family (coherent set) of systems to detect is called hereafter a **macsy-model package** NEW in V2.

Note: For details on how to create your own macsy-models, have a look at the *Modeller Guide*.

Installing models

How to install new models

MacSyFinder does not provide models. You must install models before using it. The `macsydata` utility tool is shipped with *MacSyFinder* to deal with macsy-models:

`macsydata <subcommand> [options]`

The main sub-commands are

- `macsydata available` to get the list of macsy-models available
- `macsydata search` to search a model given its name or a pattern in its description
- `macsydata install` to install a macsy-model package (the installed version can be set see `--help`)
- `macsydata cite` to retrieve information on how to cite the model
- `macsydata definition` to display one or a set of model definition
- `macsydata --help` to get the extended list of available subcommands
- `macsydata <subcommand> --help` to get help about the specified subcommand

macsydata is NEW in V2

Where the models are located

MacSyFinder looks at several locations to find macsy-models.

system-wide installation

By default *macsydata* installs models in a shared location (set by `--install-data` option) that is `/usr/share/macsyfinder/` or `/usr/local/share/macsyfinder` depending on your Operating System distribution. If you use a *virtualenv*, the shared resources are located in the `<virtualenv>/share/macsyfinder` directory.

user-wide installation

If you don't own rights to install system-wide, you can install models in the MacSyFinder's cache located in your home: `$HOME/.macsyfinder/data/`. *macsydata* installs packages in this location when you use the `--user` option. The packages installed in user land is added to the system-wide packages.

Note: If two packages have the same name, the package in the user land supersedes the system-wide package.

project-wide installation

If you cannot install macsy-model packages in system or user land locations, you can install models in specific directory with the `-target` option.

```
macsydata install -target <my_models>
```

The specify this specific location with the `--models-dir` *command-line option*.

```
macsyfinder -db-type ordered_replicon --models-dir=my_models --models TFF-SF all --sequence-db  
my_genome.fasta
```

The path must point at a directory that contains macsy-model packages as described *above*.

MacSyFinder's search engine

Functioning overview

MacSyFinder is run from the command-line using a variety of input files and options. See *Input dataset* for more details. Below follows a description of its overall functioning.

A. Searching for Systems' components

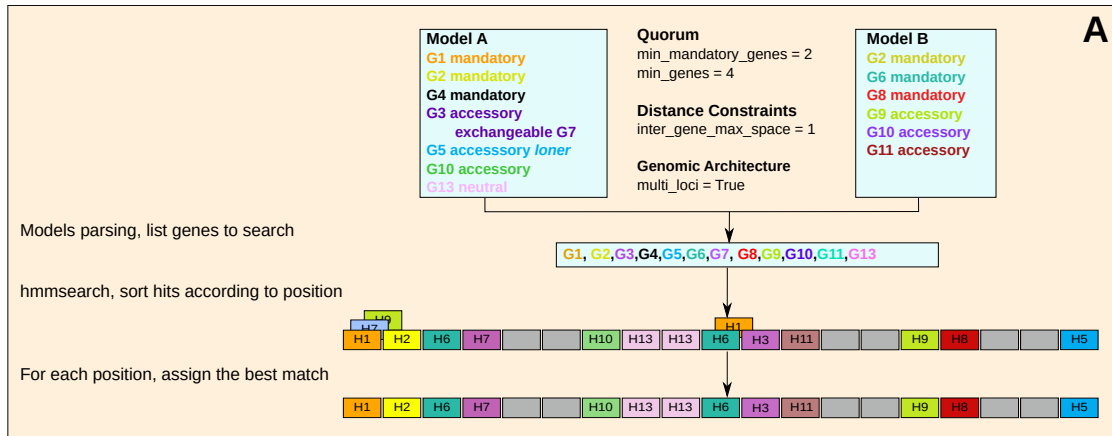
Initially, MacSyFinder **searches for the components** of the *System(s)* to detect by sequence similarity search.

1. From the list of *System(s)* to detect, a **non-redundant list of components to search** is built. For each system, the list can include:

- mandatory components
- accessory components
- neutral components
- forbidden components
- exchangeable components that can be functionally replaced by other components (usually by analogs or homologs). These other components are thus also added to the list of components to search.

See *here for more details on writing MacSyFinder's models*.

2. HMMER is run on the corresponding set of components' HMM profiles, and the hits are filtered according to the criteria defined by the user or by default (see *Hmmer options* and for more, the API *report* object page). This step, and the extraction of significant hits can be performed in parallel (`-w` command-line option). See the *Command-line options*, and the *search_genes API* for more details.



B. Hits browsing

The following steps depend on whether the input dataset is **ordered** (complete or nearly complete genome(s)), or **unordered** (metagenomes, or unassembled genome(s)) (see the [Input dataset](#) section).

In the case of **ordered datasets** (*ordered_replicon* or *gembase* search mode), the hits are filtered to keep only hits related to the system's model we are looking for. These hits are used to build **clusters of co-localized genes** as defined in the *macsy-model files*. These clusters are then screened to check for the model specifications such as the minimal quorum of "Mandatory" or "Accessory" genes, or the absence of "Forbidden" components.

When the **gene order is unknown** (*unordered* search mode) the power of the analysis is more **limited**. In this case, the presence of systems can only be suggested on the basis of the **quorum** of components - and not based on genomic context information.

For *ordered* datasets: building clusters of components

The following two steps are reiterated for each model being searched.

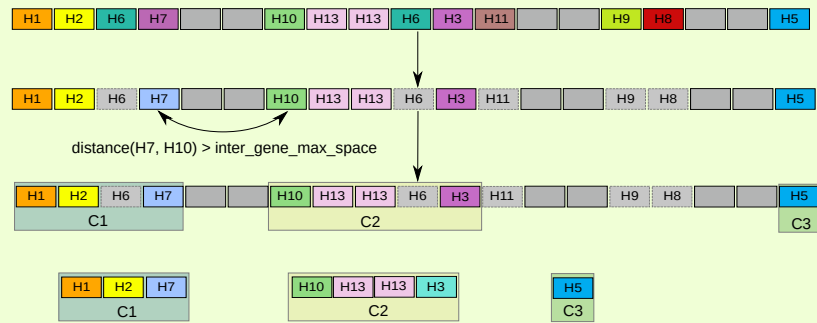
1. The search starts with the filtering of hits to only keep the **hits that are listed in the model** (mandatory, accessory, neutral, forbidden, exchangeable).
2. MacSyFinder searches for sets of contiguous hits to build **clusters**, following the (**co-localization criterion**) for each replicon, as defined in the MacSyFinder's model. Two hits are deemed contiguous if their genomic location is separated by less than d protein-encoding genes, d being the maximum of the two *inter_gene_max_space* parameters from the two genes with hits (system-wise, or gene-specific parameter). The *loner* components may form a cluster on their own.

B - Scanning components

Step 1

Consider the first Model (A) to filter hits
(Genes of model (A): G1, G2, G3, G4, G5, G7, G10, G13)

Build clusters "C" with
co-localizing sets of Hits



Step 2

Check quorum:

- from clusters only
("single_locus" search mode)

- from combinations of clusters
("multi_loci" search mode)

C1	=> Rejected (min_genes_required)
C2	=> Rejected (min_mandatory_genes_required / min_genes_required)
C3	=> Rejected (min_mandatory_genes_required / min_genes_required)
C1 C2	=> System (System A #1: "SA_1")
C1 C3	=> System ("SA_2")
C2 C3	=> Rejected (min_mandatory_genes_required)
C1 C2 C3	=> System ("SA_3")

C1; C2; C3 } rejected_candidates.txt/tsv
C2 C3 }

SA_1: C1 C2
SA_2: C1 C3
SA_3: C1 C2 C3 } all_systems.txt/tsv

Once performed for each model searched, the *next step* is performed.

Note: The clusters that do not fulfill the quorum requirements are stored in the *rejected_candidates.txt/tsv* file.

Note: If several hits which co-locate have the same gene in the model. MSf does not consider them as a cluster.

Note: If a group of gene which co-locate is composed solely of Neutral genes, It has not considered by MSf as a cluster.

For unordered datasets:

For each model being searched:

1. The Hits are filtered by model.
2. They are used to check if they reach the quorum (i.e., the clustering step is skipped as there is no notion of genetic distance in this search mode).
3. For each system, if the quorum is reached, hits are reported in the *all_systems.tsv* output file. It has to be noted that forbidden components are listed too, as they can also be informative for the user.

Note: The "unordered" mode of detection is less powerful, as a single occurrence of a given model is filled for an entire dataset with hits that origin is unknown. Please consider the assessment of systems with caution in this mode.

For unordered datasets, the **search so ends**, and MacSyFinder generates the final *output files*.

C. Computing candidate Systems' scores (ordered mode)

This step only applies to the most powerful search mode, i.e., on **ordered datasets**. The whole step is **NEW** in V2

The **new search engine** implemented since version 2.0 of MacSyFinder better explores the space of possible Solutions regarding the presence of Systems in replicons analysed. It creates clusters of hits for Systems' components separately for each System searched, and therefore might find **candidate occurrences of Systems that overlap** in terms of components. Moreover, if a System is possibly encoded at several locations on the replicon analysed (option *multi_loci* set to "True" in the model), this calls for a **combinatorial screening** of the different clusters to assemble them into coherent systems regarding the macy-models.

- For a given model, clusters are used to "fill up" Systems' occurrence(s) according to the **quorum criteria** defined in the System's model (see function `macsypy.system.match()`):

The *min_genes_required* and *min_mandatory_genes_required* thresholds must be reached.

- In the case of the *single-locus system* search mode (default), each cluster in addition to potential loners are evaluated for System's assessment separately.
- In the case of the *multi-loci system* search mode (`multi_loci=True`), each possible combination of clusters is confronted to the quorum of the System being examined.

The sets of clusters that fulfill the quorum are reported as candidate Systems in the *all_systems.txt* and *all_systems.tsv* output files (see *Output format*), and they obtain a **System's score** (see below).

The clusters that do not allow to form a candidate System are reported in the *rejected_candidates.txt* and *rejected_candidates.tsv* output files.

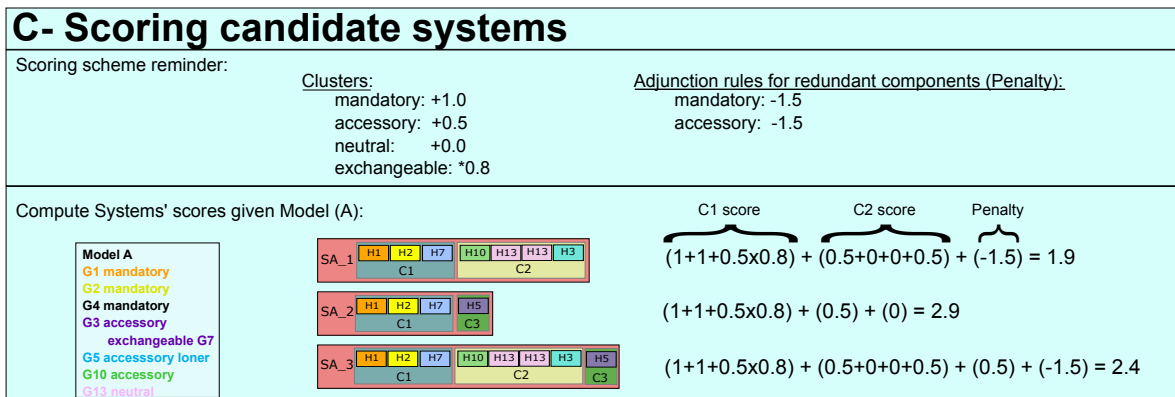
- We introduce a **scoring scheme for candidate Systems**, to easily separate combinations of clusters that are readily more similar to a system's model than others.

The assumptions behind this scoring scheme are the following:

- We set a score for the different types of genes/components when defining a **cluster's score**. Here are the default values, but these *can be changed*:
 - * +1.0 is added when a *mandatory* gene is present
 - * +0.5 is added when an *accessory* gene is present
 - * +0.0 is added when a *neutral* gene is present
 - * *0.8 (a factor of 0.8) is applied to the above-scores when the function is fulfilled by an *exchangeable* gene
 - * *0.7 (a factor of 0.7) is applied to the above-scores if the gene is a *loner* and *multi system* component.
- When combinations of clusters are explored in order to fulfill macy-models' requirements and build candidate systems ("multi_loci" mode, several clusters can make a complete *System*), we sum the score of clusters to assign a *System's* score.
- In addition, we want to **favor concise sets of clusters** to fulfill a *System's* model. We thus **penalize the adjunction of a cluster** to a candidate *System* when this cluster does not bring any new components to the *System's* quorum, or when it brings **redundant components**. Thus:
 - * -1.5 is added when a **redundant** mandatory gene is added when adjuncting the cluster to a candidate *System*
 - * -1.5 is added when a **redundant** accessory gene is added when adjuncting the cluster to a candidate *System*
 - * for the components that are *loner* and *multi system*, the score of the loner component is added only if the function is not fulfilled in the other clusters. In this case, even if there are several occurrences of the component, it is counted only once (and no penalty is applied).

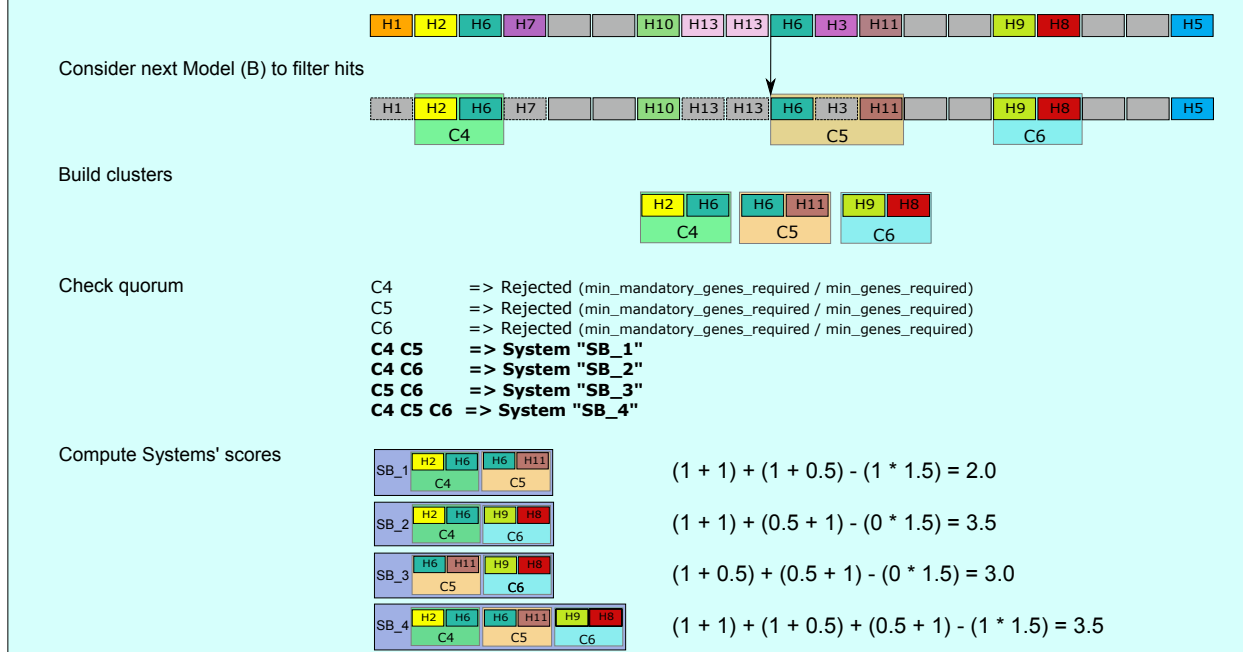
- Only candidate sets of clusters that fulfill a macsy-model and that are thus designated candidate *Systems*, obtain a **System's score**

In summary, a Systems's score is made of two parts: the **sum of the scores** of the Clusters it is made of, plus a **penalty part** to avoid too much component's redundancy in Cluster's combinations. The systems' scoring step is exemplified in this figure:



D. Repeat operations B and C for the other models being searched

D- Iterating all steps over systems



This search for candidate *Systems* from different models results in a number of possible *Solutions* representing combinations of putative sets of *Systems* in the analysed dataset.

E. Computing possible Solutions, defining the best one (ordered mode)

At the end of the previous step MacSyFinder has computed all potential *Systems* present in the replicon, made of combinations of Clusters and *loner* components that fulfill the model's requirements, which are themselves made of a subset of Hits (remember, Hits are at 1st filtered and treated separately for each model of System to be detected). Candidate *Systems* may thus overlap by being partly made of the same components, or even partly being made of the same Clusters.

We define a *Solution* as being a **set of compatible Systems**, i.e. that do not have any overlaps between their components. All possible *Solutions* are combinatorially explored and consist in all possible sets of compatible *Systems*.

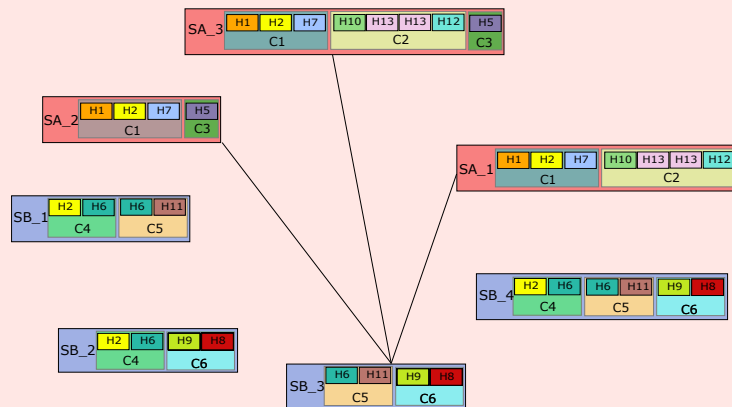
A scoring scheme enables to separate between sets of *Solutions*. A **Solution's score** is basically the **sum of its Systems' scores**. The overall procedure of exploring the space of all possible *Solutions* while finding the optimal one, i.e. that with the maximal score, is performed at once using a graph solution to this problem, implemented in the `networkx` package.

We create a graph where each potential *System* is a vertex, and we create an edge between pairs of vertices if they do not share any components (compatible *Systems*). Once the graph is created we look for the **maximum clique** which maximizes the score. This allows to provide the user with one, or multiple *Solutions* that have the **best score possible** among all combinations of compatible *Systems*.

E- Computing solutions


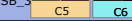







Step 1

Build a graph of Systems
(edges between compatible Systems)



Step 2

Compute the scores of maximal cliques

SA_3		SB_3		$4.25 + 3.0 = 7.25$	} best_solution.tsv all_best_solutions.tsv
SA_2		SB_3		$3.25 + 3.0 = 6.25$	
SB_1				2.0	
SB_2				3.5	
SB_3		SA_1		$3.0 + 3.75 = 6.75$	
SB_4				3.5	

1.1.3 Frequently Asked Questions

Frequently Asked Questions

How to report an issue?

If you encounter a problem while running MacSyFinder, please submit an issue on the dedicated page of the [GitHub project](#)

To ensure we have all elements to help, please provide:

- a concise description of the issue
- the expected behavior VS observed one
- the exact command-line used
- the version of MacSyFinder used
- the exact error message, and if applicable, the *macsyfinder.log* and *macsyfinder.conf* files
- if applicable, an archive (or link to it) with the output files obtained
- if possible, the smallest dataset there is to reproduce the issue
- if applicable, this would also include the macsy-models (XML models plus HMM profiles) used (or precise version of the models if there are publicly available). Same as above, if possible, please provide the smallest set possible of models and HMM profiles.

All these will definitely help us to help you! ;-)

How to cite MacSyFinder and published macy-models?

- [Abby et al. 2014](#), *PLoS ONE* for the **general principles of MacSyFinder** (version 1), and the corresponding set of Cas systems (CasFinder, 1st version).
- [Abby and Rocha 2012](#), *PLoS Genetics*, for the study of the evolutionary relationship between the T3SS and the bacterial flagellum, and how were designed the corresponding HMM protein profiles.
- [Abby et al. 2016](#), *Scientific Reports*, for the description of bacterial protein secretion systems' models (TXSScan: T1SS, T2SS, T5SS, T6SS, T9SS, Tad, T4P).
- [Denise et al. 2019](#), *PLoS Biology*, for the description of type IV-filament super-family models (TFF-SF: T2SS, T4aP, T4bP, Com, Tad, archaeal T4P).
- [Rendueles et al. 2017](#), *PLoS Pathogens*, for the CapsuleFinder set of models.
- [Couvin, Bernheim et al. 2018](#), *Nucleic Acids Research*, for the updated version of the set of Cas systems' models, CasFinder.

What do MacSyFinder command lines look like?

Here are a few examples of command line formation:

To browse interactive help:

```
macsyfinder -h
```

The minimal command line, to search all systems with models from the “TFF-SF” set of models (installed with *macsydata*):

```
macsyfinder --db-type ordered_replicon --sequence-db genome.fasta --models
TFF-SF all
```

To search for several systems (ModelA and ModelB) from the “model_family” set of models that can be found in the “./my-models” folder:

```
macsyfinder --db-type ordered_replicon --sequence-db genome.fasta --models
model_family ModelA ModelB --models-dir ./my-models
```

To alter the search parameters and allow a maximal distance between components of 20 for the T2SS and 15 for the Tad pilus:

```
macsyfinder --db-type ordered_replicon --sequence-db genome.fasta --models
TFF-SF all --inter-gene-max-space T2SS 20 --inter-gene-max-space Tad 15
```

To alter the search parameters and allow the Tad pilus to be made of multiple loci:

```
macsyfinder --db-type ordered_replicon --sequence-db genome.fasta --models
TFF-SF all --multi-loci Tad
```

In *gembase* or *ordered_replicon* mode *macsyfinder* need to index the sequence-db. By default, this index is write beside the sequence-db file. But sometimes the directory where the sequence-db is located is not writable, in centralized shared data in multi user environnement for instance. To avoid to copy sequences in other location, you could specify an alternate directory for the index with `--index-dir` (This directory must exists):

```
macsyfinder --db-type ordered_replicon --sequence-db genome.fasta --index-dir
my-indexes --models TFF-SF all
```

See also the [MacSyFinder Quick Start](#) section for more examples.

What search mode to be used?

Depending on the type of dataset you have, you will have to adapt MacSyFinder’s search mode.

- If you have a fasta file from a complete genome where **proteins are ordered** according to the corresponding genes’ order along the replicon, your dataset is entitled to the most powerful search mode (see below): *ordered_replicon* and use the following option `--db-type ordered_replicon`.
- If you have a fasta file of proteins with **no sense of the order** of the corresponding genes along the chromosome(s) or replicon(s), you will have to use the *unordered* search mode with the following option: `--db-type unordered`
- If you have **multiple ordered replicons** to analyse at once, you can follow the *Gembase* convention to name the proteins in the fasta file, so that the original replicons can be assessed from their name: [see here for a description](#).

Note:

- When the **gene order is known** (*ordered_replicon* search mode) the power of the analysis is **maximal**, since both the genomic content and context are taken into account for the search.

- When the **gene order is unknown** (*unordered* search mode) the power of the analysis is more **limited** since the presence of systems can only be suggested on the basis of the quorum of components - and not based on genomic context information.
-

More on command-line options [here](#) and on MacSyFinder's functioning [here](#).

How to deal with fragmented genomes (MAGs, SAGs, draft genomes)?

There are more and more genomes available which are not completely assembled, or are fragmented and incomplete. In this case, several options can be considered.

1. If your genome is at least partially assembled and contigs are not too short, you might “feel lucky” and first consider to run MacSyFinder with the *ordered_replicon* mode. It could be particularly efficient if you are investigating systems encoded by compact loci (Cas systems, some secretion systems...), as they might be encoded by a single contig.
2. On top of the *ordered_replicon* mode, you might add the option “multi-loci” to the systems to annotate (if not already the case), in order to maximize the chance to annotate an entire system, even if encoded across several contigs.
3. The *unordered* mode can be used in complement of the two above options, e.g. to retrieve some of the missing components. It will enable to assess the genetic potential and possible presence of a system, independently of the quality of assembly of the genome. It might also be the only reasonable option if the genome is too fragmented and/or too incomplete.

Note:

- The results obtained with the *ordered_replicon* mode on a fragmented genome have to be considered carefully, especially with respect to the contigs' borders, as some proteins from different contigs might be artificially considered as closely encoded.
 - To retrieve “fragments” of a system not found to reach the quorum in the *ordered_replicon* mode, it is possible to retrieve clusters of genes from the *rejected_candidates.tsv* file.
-

How to interpret the results from an *unordered* search?

As mentioned above, in the *unordered* search mode, the inference of a system's presence is only based on the list of components found in the protein dataset. Thus, the kind of search specificity provided when using the genomic context (components next to each other are more likely to be part of a same system's occurrence) is not within reach.

In the *unordered* search mode, the number of proteins selected as system's components (based on the filtering of HMM profiles' similarity search) is reported. We decided to report all kinds of system's components, including the *forbidden* ones in order to raise awareness of the user -> even if all constraints are met for the system's inference (here, the quorum: minimal number of components), it cannot be excluded that a *forbidden* component would lie next to the *bona fide* components (*mandatory* and *accessory* ones) in the genome...

In the end, the *unordered* search mode provides an idea as to whether the **genetic potential** for a given system is found in the set of proteins analysed, with no attempt to assign proteins to particular systems' occurrences, nor guarantee as to whether *forbidden* components should be considered for the potential occurrences.

How to search for multiple systems at once?

- It is possible to search for only some systems from a macsy-model package. In this case, the command-line should be formed as follows:

```
macsyfinder --models TXSS Flagellum T2SS --sequence-db mygenomes.fasta --db-type gembase
```

This would run the search of the systems “Flagellum” and “T2SS” in the dataset “mygenomes.fasta”.

- To run the search of all the models contained in a macsy-model package, use the following:

```
macsyfinder --models TXSS all --sequence-db mygenomes.fasta --db-type gembase
macsyfinder --models CRISPRCas all --sequence-db mygenomes.fasta --db-type gembase
macsyfinder --models CRISPRCas/typing all --sequence-db mygenomes.fasta --db-type gembase
```

You can see that the *all* keyword can not only be applied to an entire macsy-model package and its entire hierarchy, but can also be ran on all the systems from a macsy-model sub-directory.

When can the option *--previous-run* be used?

The option *--previous-run* enables to avoid running the HMM profile search and the hits extraction when the set of systems to search and the replicons to analyse are exactly the same between runs. This enables to alter the features of the systems to be searched for, i.e. basically any feature found in the XML file of the corresponding models:

- the maximal distance allowed between components to be considered as part of a same locus *--inter-gene-max-space*
- the minimal number of components to be found to infer a full system *--min-mandatory-genes-required* and *--min-genes-required*
- the general genomic architecture of the system *--multi-loci*

This also means that there are a number of options that are incompatible with *--previous-run*, including:

```
--config, --sequence-db, --profile-suffix, --res-extract-suffix, --e-value-res, --db-
↪ type, --hammer
```

Which output file to be used to get ONE solution?

Since version 2 of MacSyFinder, a combinatorial exploration of the possible sets of systems is performed. A scoring scheme has been set up to differentiate between solutions, in order to provide the user with the most complete set of systems as possible given the searched models. This score is maximal for the “best solution”. This also means that some solutions might get the same maximal score. In this case, one can wonder how to find all the equivalent solutions, and another, how to simply pick one solution among the best, whichever it is. We thus propose several kind of *output files*.

- All equivalent best solutions are found in the *all_best_solutions.tsv* file.
- One best solution is given in the *best_solution.tsv* file.

Note: For those more familiar with the output files from MacSyFinder v1, the file *best_solution.tsv* is the closest from the previous output file *macsyfinder.report*.

Where to find MacSyFinder models?

Since version 2, there is a tool to enable the download and installation of published models from a repository: the *macsydata* tool.

See [here for details](#) on how to use it.

What are the rules for options precedence?

MacSyFinder offers many ways to parametrize the systems' search: through the command-line, through various configuration files (for the models, for the run, etc...). It offers a large control over the search engine. But it also means you can get lost in configuration. ;-)

Here is a recap of the rules for options precedence. In a general manner, the command line always wins.

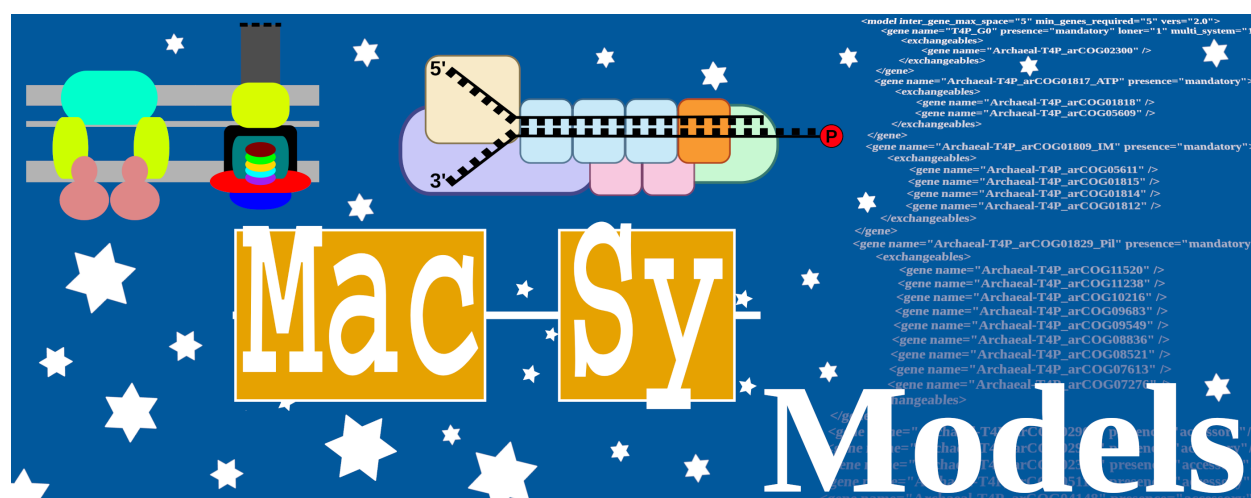
The precedence rules between the different levels of configuration are:

`system < home < model < project < --cfg-file | --previous-run < command line options`

- **system:** the *macsyfinder.conf* file either in */etc/macsyfinder/* or in *\${VIRTUAL_ENV}/etc/macsyfinder/* in case of a *virtualenv* this configuration affects only the MacSyFinder version installed in this *virtualenv*
- **home:** the *~/macsyfinder/macsyfinder.conf* file
- **model:** the *model_conf.xml* file at the root of the model package
- **project:** the *macsyfinder.conf* file found in the directory where the *macsyfinder* command was run
- **cfgfile:** any configuration file specified by the user on the command line (conflicts with the *-previous-run* option)
- **previous-run:** the *macsyfinder.conf* file found in the results directory of the previous run (conflicts with the *-cfg-file* option)
- **command line:** any option specified directly in the command line

MODELLER GUIDE

2.1 Modeller Guide



2.1.1 Modelling Systems with MacSyFinder

Models Package

MacSyFinder relies on the definition of models of macromolecular systems as a **set of models' components** to be searched by similarity search, and a **set of rules** regarding their genomic organization and their requirement level to make a complete system (mandatory, accessory components, number of components required).

See the section [The XML hierarchy](#) for more details on MacSyFinder's modelling scheme and the section on [Functioning](#) for the principles of the MacSyFinder's search engine.

A **MacSyFinder model** (macsy-model for short) is the association of several elements:

- a **definition** which describes the system to detect with a specific **XML grammar** that is [described here](#).
- a set of **HMM profiles** (one per component/gene in the model) to enable the similarity search of the systems' components with the HMMER program.

The models are grouped by *family* possibly gathering *sub-families* (multiple levels allowed), for instance *Secretion*, *Cas-proteins*... A set of models from a same family (coherent set) of systems to detect is called hereafter a **macsy-model package** NEW in V2.

Structure of a macsy-model package

A macsy-model package follows the following structure:

```
family_name
|_____ metadata.yml
|_____ LICENSE
|_____ README.md
|_____ model_conf.xml
|_____ definitions
|           |_____ model_1.xml
|           |_____ model_2.xml
|           :
|_____ profiles
|           |_____ geneA.hmm
|           |_____ geneB.hmm
|           |_____ geneC.hmm.gz
```

If the package contains sub-families:

```
family_name
|_____ metadata.yml
|_____ LICENSE
|_____ README.md
|_____ model_conf.xml
|_____ definitions
|           |_____ subfamilyA
|           |           |_____ model_1.xml
|           |           |_____ model_2.xml
|           |_____ subfamilyB
|           |           |_____ model_3.xml
|           |           |_____ model_4.xml
|           :
|_____ profiles
|           |_____ geneA.hmm
|           |_____ geneB.hmm
|           |_____ geneC.hmm.gz
```

For examples of macsy-model packages, please visit <https://github.com/macsy-models>

You can create a template for your package by using *macsydata init*. It will create for you:

- the data package directory with the right structure.
- a template of *metadata.yml*.
- a template of *README.md* file.
- a generic *model_conf.xml* file.
- a LICENSE file if *-license* option is set.
- a COPYRIGHT file if *-holders* option is set.

- a directory *definitions* with an example of model definition (model_example.xml to remove before publishing).
- a directory *profiles* where to put the hmm profiles corresponding to the models genes.

Note: MSF can also read .gz compressed files; it will uncompress them on the fly. The compressed files must end with the .gz extension. For the *hmmsearch* step You need to have *gunzip* installed on your system for this to work.

README.md

A description of the package: what kind of systems the package models, how to use it etc... in [markdown](#) format. The Readme is displayed to the user on the macy-models repository on Github. It is also displayed when the user runs *macydata help*.

LICENSE

The license is used to protect your work when sharing it. If you don't know which license to choose, have a look at [Creative Commons](#) *This file is optional, but highly recommended.*

Metadata file

The *metadata.yml* file contains some meta information about the package itself.

It is in [YAML](#) format and must have the following structure:

```
---
maintainer:
  name: The name of the person who maintains/to contact for further information.↵
↵(required)
  email: The email of the maintainer (required)
short_desc: A one line description of the package (can e.g. be used for *macydata*↵
↵searches) (required)
vers: The package version (required)
cite: The publication(s) to cite by the user when the package is used (optional, used by↵
↵`macydata cite`)
doc: Where to find extended documentation (optional)
license: The license under the package is released (optional but highly recommended)
copyright: The copyright of the package (optional)
```

For example:

```
---
maintainer:
  name: first name last name
  email: login@my_domain.com
short_desc: Models for 15 types of secretion systems or bacterial appendages (T1SS, T2SS,
↵ T3SS, T4P, pT4SS, pT4SSi, T5aSS, T5bSS, T5bSS, T6SSi, T6SSii, T6SSiii, Flagellum,↵
↵Tad, T9SS).
vers: 0.0a1
cite:
  - |
```

(continues on next page)

(continued from previous page)

Abby Sophie S., Cury Jean, Guglielmini Julien, Néron Bertrand, Touchon Marie, Rocha, Eduardo P. C. (2016).
 Identification of protein secretion systems in bacterial genomes.
 In Scientific Reports, 6, pp. 23080.
<http://dx.doi.org/10.1038/srep23080>
doc: <https://github.com/macsy-models/TXSS>
license: CC BY-NC-SA 4.0 (<https://creativecommons.org/licenses/by-nc-sa/4.0/>)
copyright: 2014-2022, Institut Pasteur, CNRS

Warning: This *metadata.yml* file is **mandatory**. Without this file your archive/repository will not be considered as a *macsy-model* package.

Note:

- - specify an item of yaml list
- | is used to specify a single item but over multiple lines.

Model configuration

The modeler has the possibility to specify some options that are specific to their package, different than the MacSyFinder defaults in the *model_conf.xml* file. NEW in v2

These options can be grouped in two families: the scoring weights and filtering options.

Scoring weights:

- mandatory (*float* default = 1.0)
- accessory (*float* default = 0.5)
- exchangeable (*float* default = 0.8)
- loner_multi_systems (*float* default = 0.7)
- redundancy_penalty (*float* default = 1.5)

Filtering options:

- e_value_search (*float* default = 0.1)
- i_evalue_sel (*float* default = 0.001)
- profile_coverage (*float* default = 0.5)
- cut_ga (*bool* default = True)

All these options are optional and can be omitted in the configuration file, **the file itself is optional**. The precedence rules between the different levels of configuration are:

system < home < model < project < --cfg-file | --previous-run < command line options

- **system:** the *macsyfinder.conf* file either in */etc/macsyfinder/* or in *\${VIRTUAL_ENV}/etc/macsyfinder/* in case of a *virtualenv* this configuration affects only the MacSyFinder version installed in this *virtualenv*
- **home:** the *~/macsyfinder/macsyfinder.conf* file

- **model:** the *model_conf.xml* file at the root of the model package
- **project:** the *macsyfinder.conf* file found in the directory where the *macsyfinder* command was run
- **cfgfile:** any configuration file specified by the user on the command line (conflicts with the *-previous-run* option)
- **previous-run:** the *macsyfinder.conf* file found in the results directory of the previous run (conflicts with the *-cfg-file* option)
- **command line:** any option specified directly in the command line

The *model_conf.xml* configuration file is in xml format and must have the following structure:

```
<model_config>
  <weights>
    <mandatory>1</mandatory>
    <accessory>0.5</accessory>
    <exchangeable>0.8</exchangeable>
    <redundancy_penalty>1.5</redundancy_penalty>
    <out_of_cluster>0.7</out_of_cluster>
  </weights>
  <filtering>
    <e_value_search>0.1</e_value_search>
    <i_value_sel>0.01</i_value_sel>
    <coverage_profile>0.5</coverage_profile>
    <cut_ga>True</cut_ga>
  </filtering>
</model_config>
```

Details about the scoring method can be obtained [here](#).

Macromolecular models

MacSyFinder relies on the definition of models of macromolecular systems as a **set of models' components** to be searched by similarity search, and a **set of rules** regarding their genomic organization and their requirement level to make a complete system (mandatory, accessory components, number of components required).

See [below](#) for more details on MacSyFinder's modelling scheme and the section on [Functioning](#) for the principles of the MacSyFinder's search engine.

A **MacSyFinder model** (*macsy-model* for short) is the association of several elements:

- a **definition** which describes the system to detect with a specific **XML grammar** that is described [below](#).
- a set of *HMM profiles* (one per component/gene in the model) to enable the similarity search of the systems' components with the HMMER program.

The models are grouped by *family* possibly gathering *sub-families* (multiple levels allowed), for instance *Secretion*, *Cas-proteins*... A set of models from a same family (coherent set) of systems to detect is called hereafter a **macsy-model package** NEW in V2.

Principles, and how to write macsy-models definitions

Macsy-models are written as XML files, and should be named with the name of the system to detect as a prefix, and the XML file extension as a suffix. For example, 'T1SS.xml' for T1SS (Type I Secretion System).

A macsy-model defines a macromolecular System as:

- A set of **components** (*i.e.* proteins, or protein-coding genes given the context) with different attributes that are used for system's **content description**.
- Features regarding the **genomic architecture** of the systems' components for system detection.
- Rules for **quorum** specifying how many components are required to infer the presence of a complete system.

Macsy-model Components

Four distinct **types of components** can be used to model the System's content. Components correspond to Gene objects in MacSyFinder's implementation, and point to corresponding HMM protein profiles.

- **mandatory** components represent components that are essential to be found to infer the system's presence.
- **accessory** components correspond to components that can be found in some systems' occurrence (or quickly evolving components that are hard to detect with a single HMM profile and thus can be missed along similarity search).
- **neutral** components are used to build/extend clusters of proximal genes/components on the replicon analysed, but are not part of the quorum (*i.e.*, not taken into account to assess the system's presence). **NEW in V2**
- **forbidden** components are components which presence is eliminatory for the system's presence assessment.

Specifying a genomic organization

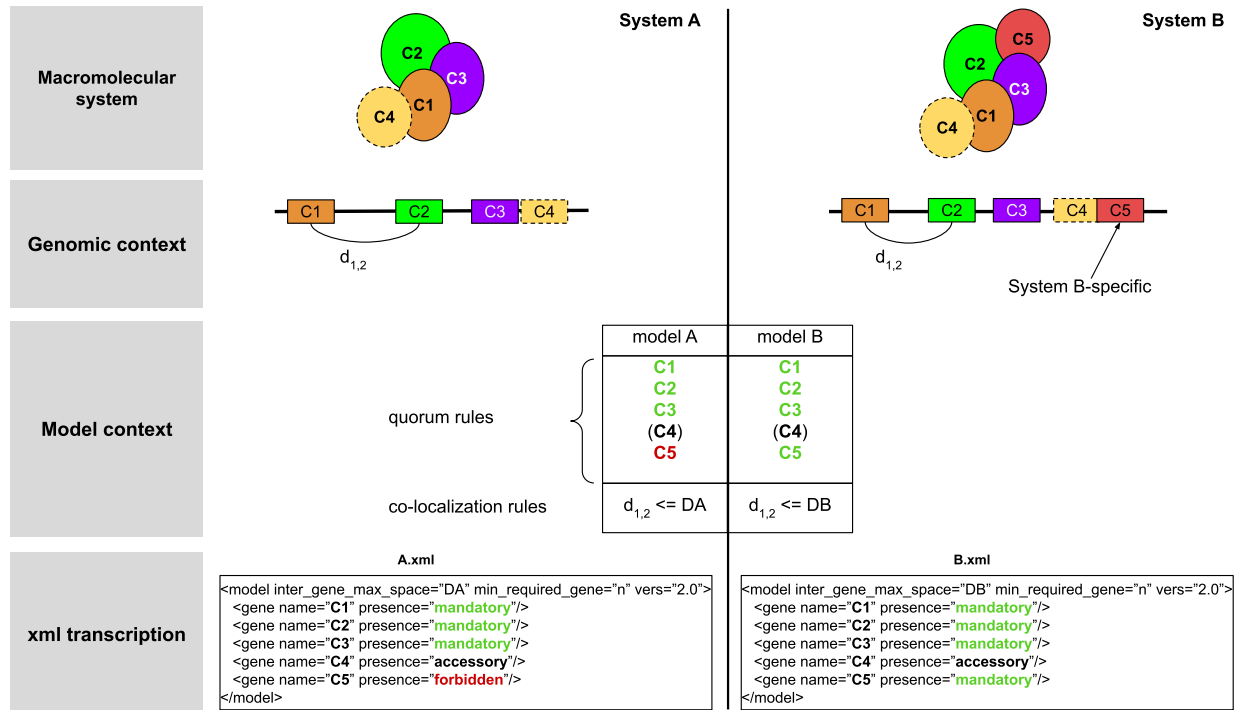
Beyond its list of Components, a MacSyFinder's model of a System is defined by the genomic organization of its components. This genomic organization can be defined in several ways:

- the general System's architecture, whether it is *single-locus* or *multi-loci* (encoded at one or several loci)
- the co-localization criteria defined either at the System level or at the Gene (component) level:
 - the *inter-gene-max-space* parameter (system- or gene- wise)
 - the *loner* parameter (gene- wise)

See [below](#) for more details on how to specify these parameters in a macsy-model.

The XML hierarchy

A System's model is defined using a specific XML grammar that is hereby described. It consists in a hierarchic view of a Model that has specific features described through parameters, and is made of a set of Genes that have specific features themselves. All these elements and corresponding parameters will parametrize the search of Systems matching the search by MacSyFinder, in terms of Gene content and genomic architecture criteria.



- The element root of a System's model is "model".
 - It has a mandatory attribute: "inter_gene_max_space", an integer representing the maximal number of components without a match between two components with a match for a component profile in order to consider them contiguous (part of a same *Cluster*).
 - The version of the XML grammar (the actual version is "2.0")
 - The element "model" may have attributes:
 - min_mandatory_genes_required:** an *integer* representing the minimal number of mandatory genes required to infer the system's presence.
 - min_genes_required:** an *integer* representing the minimal number of mandatory or accessory genes (whose corresponding proteins match a profile of the model) required to infer the system's presence.
 - multi_loci:** a *boolean* set to True ("1", "true" or "True") to allow the definition of "scattered" systems (i.e., systems encoded at different genomic loci or by different gene *clusters*). If not specified, *default value is false*.
 - max_nb_genes** define how many genes is necessary to consider a system as full. By default it is the sum of mandatory and accessory genes. But sometimes in special cases, there is 2 profiles, so 2 *msf* genes in model for one real gene. So in system only one gene can be detected and the wholeness is false.
 - The model contains one or more element(s) "gene" that correspond(s) to the genetic components of the macromolecular system.
- The element "gene" has several mandatory attributes:
 - name:** a *string* representing the name of the component/gene which must match that of a profile enclosed in the profile directory of the macy-model package (see [below](#)).
 - presence:** a *string* representing the status of the gene's presence in the system. It can take four values among "mandatory", "accessory", "neutral", "forbidden" (see above).

The element “gene” may have other attributes:

- **loner**: a *boolean*. A *loner* gene can be isolated on the genome and does not have to be part of a cluster of genes to be considered for system’s assessment (*default false*).
- **multi_system**: a *boolean*. If a gene has the feature “multi_system” (value set to “1”, “true” or “True”), it means that it can be used to fill multiple system occurrences (from a same model) - and thus be considered as part of several systems (*default false*).

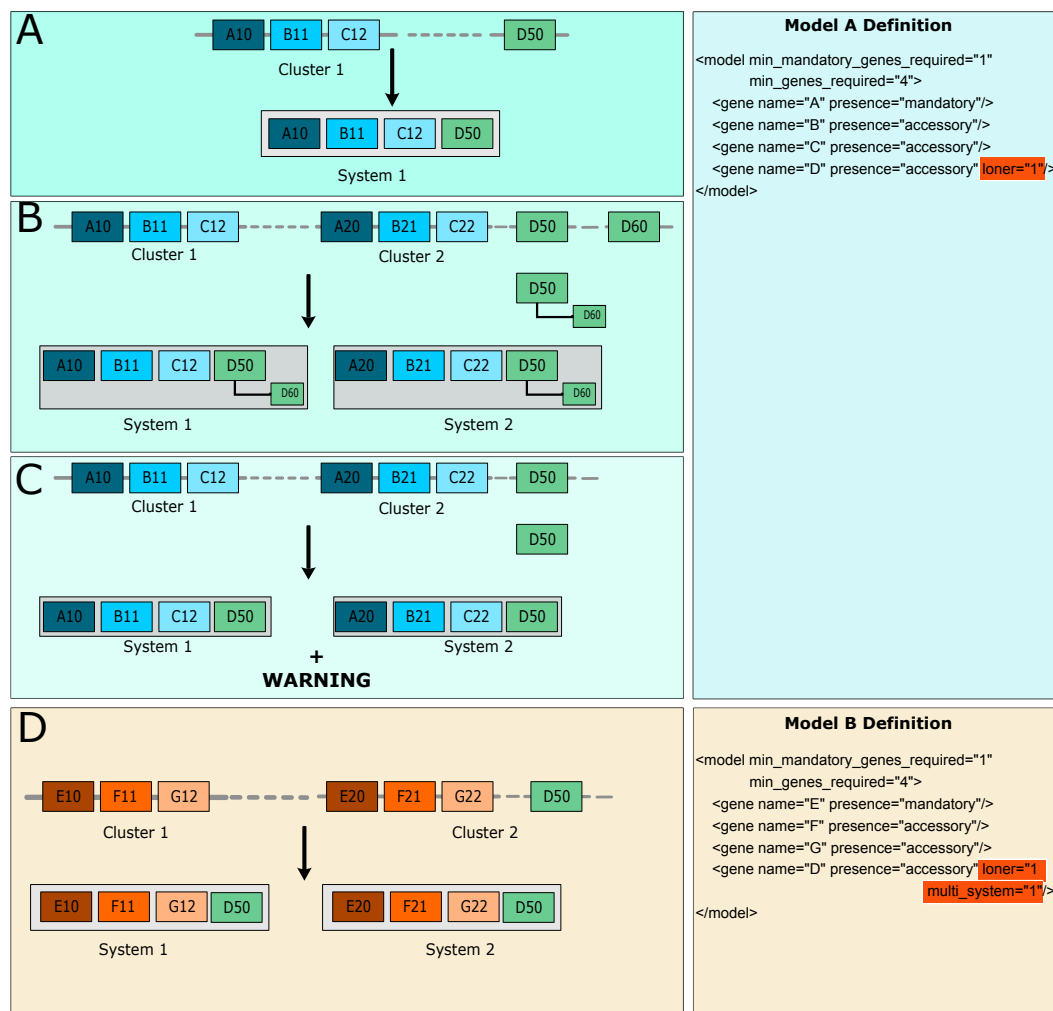
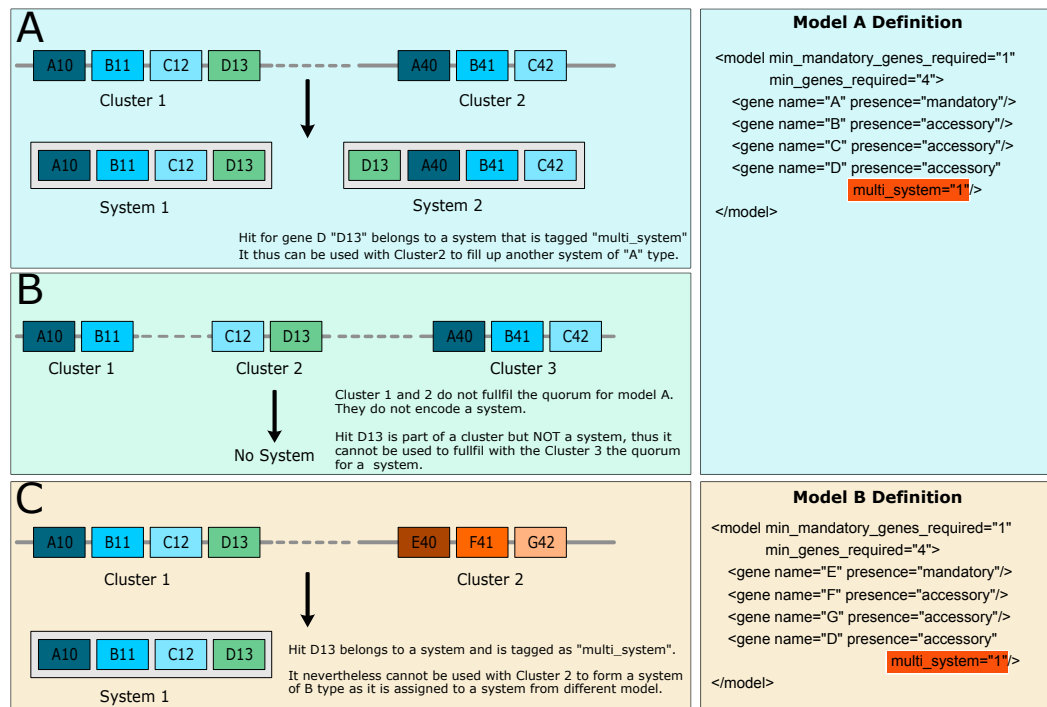


Fig. 1: How *loner* works.

A) The *cluster 1* can be filled up with the loner *D50* to reach the quorum defined in *model A* and form a system occurrence. **B)** There are 2 clusters and 2 loners (*D50* and *D60*) and *msf* cannot assign which loner goes to which cluster. So *msf* picks the best loner (based on score) and sets the others as “counterpart”. 2 system occurrences are created with the best loner. The user has to choose which loner hit can be assigned to which cluster. All loners found in the best solution are reported in *best_solution_loners.tsv* file. **C)** There are 2 clusters but only 1 loner. *msf* cannot decide to which cluster assign the loner. So the 2 system occurrences are proposed to the user in the output and a warning is raised to indicate the user should pick one. **D)** There are 2 clusters with one loner, but this loner is also *multi_system*. So the 2 clusters can be filled up with the loner.

- **multi_model**: a *boolean*. If a gene has the feature “multi_model” (value set to “1”, “true” or “True”), it means that two systems from different models can coexist in the best solution (they are said “compatible”) even if they share a component. The gene must be tagged as *multi_model* in both model definitions.

Fig. 2: How *multi_system* works.

A) The hit encoding for gene D in position 13 belongs to the system 1 (encoding model A). So it is used to fill up some other cluster, for instance cluster 2, which lacks this functionality. The cluster 2 then also fulfil the requirement of a system. **B)** The hit encoding for gene D in position 13 does not belong to a system. It cannot be used to fill up other clusters. In this example there is no system that satisfies the rules of model A. **C)** The gene D is present in the definition of model A and B. The hit encoding for gene D in position 13 belongs to the system 1 (encoding model A). It cannot be used to fill up the cluster 2 which codes for model B.

- **inter_gene_max_space**: an *integer* that defines gene-wise value of system's "inter_gene_max_space" parameter (see above). It supersedes the system-wise parameter to give the gene a specific co-localization parameter.

The element "gene" may have one "exchangeables" child element:

- The element "exchangeables" can contain one or more elements "gene".

For a Gene to have "exchangeables" Genes listed, means that this Gene can be replaced *in the quorum* by the listed child Genes.

Note: If the attributes *inter_gene_max_space*, *loner*, *multi_model*, *multi_system* are not specified for the exchangeable genes, then they inherit the values from the reference gene. Below some examples of attributes inheritance.

```
<gene name="A" presence="mandatory" multi_model="True">
  <exchangeables>
    <gene name="B" />
    <gene name="C" />
  </exchangeables>
</gene>
```

In the snippet code above, the genes A/B/C are *multi_model* but not *loner* or *multi_system*.

```
<gene name="A" presence="mandatory">
  <exchangeables>
    <gene name="B" multi_model="True"/>
    <gene name="C" />
  </exchangeables>
</gene>
```

In the snippet code above, The gene B is *multi_model* but not A and C.

```
<gene name="A" presence="mandatory" loner="True" multi_system="True">
  <exchangeables>
    <gene name="B" />
    <gene name="C" multi_system="False"/>
  </exchangeables>
</gene>
```

In the snippet code above,

- The genes A/B/C are *loner*
- The genes A and B are *multi_system*, but **not** C.

```
<gene name="A" presence="mandatory" inter_gene_max_space="10">
  <exchangeables>
    <gene name="B" inter_gene_max_space="5"/>
    <gene name="C" />
  </exchangeables>
</gene>
```

In the snippet code above, The genes A and C have an *inter_gene_max_space* = 10 whereas its value is 5 for the gene B .

Warning: The *presence* attribute is inevitably the same for the exchangeable genes than the reference gene.

Note: If not specified by the user, several features will have their values assigned **by default**:

- the **genomic architecture** of the System being searched will consist in a **single locus**. If a System may be made of Genes from multiple loci, consider setting the *multi_loci* parameter to *True*.
- the **quorum parameters** *min_mandatory_genes_required* and *min_genes_required* will be set to the number of mandatory Genes listed - the *accessory* Genes being deemed not required to infer a complete System.

Example of a macsy-model definition in XML (more examples in our *gallery of examples*):

```
<model inter_gene_max_space="5" vers="2.0">
  <gene name="gspD" presence="mandatory">
    <exchangeables>
      <gene name="sctC"/>
    </exchangeables>
  </gene>
  <gene name="sctN_FLG" presence="mandatory" loner="1">
```

(continues on next page)

(continued from previous page)

```

<exchangeables>
  <gene name="gspE"/>
  <gene name="pilT"/>
</exchangeables>
</gene>
<gene name="sctV_FLG" presence="mandatory"/>
<gene name="flp" presence="accessory"/>
</model>

```

In this example, the described System consists of three mandatory and one accessory components:

- Two components, the Gene “GspD” and the Gene “sctN_FLG” can respectively be replaced by sctC, and gspE and pilT genes in the quorum.
- To be considered as part of such System, the components should be co-localized in loci (Clusters of Genes), which in this case would amount to being located from each other at a distance of 5-Genes maximum, except for the Gene “sctN_FLG” that is allowed to be located “alone” in the genome being investigated, by a *loner* parameter being set to True. As the *multi_loci* parameter is not set, by default the System should be made of a single locus (Cluster of co-localized Genes - except for the ones listed as *loners*).
- To be considered a complete System, the quorum of Genes should be reached. In this case, the *min_genes_required* and *min_mandatory_genes_required* are not specified and therefore assigned to their default values: *min_mandatory_genes_required* is set to the number of mandatory Genes listed as well as the *min_genes_required* parameter (see above).

Warning:

- a gene is identified by its name.
- this name is case sensitive.
- this name must be unique inside a family of models.
- a HMM profile with a gene-based name must exist in the *profiles* directory of the macsy-model package (see *below*).

Providing HMM profiles

For each gene mentioned in each model you have to provide a **HMM profile** to enable the similarity search of this gene. The HMM profile must have been created by the user from a curated multiple sequence alignment with the *hmmbuild* program from the [HMMER package](#), or can have been obtained from HMM profiles’ databases such as [TIGRFAM](#) or [PFAM](#).

This profile *MUST* have the same name as the name of the gene mentioned in the definition. For instance, a component named “GeneA” in the macsy-model would correspond by default to a HMM profile “GeneA.hmm” enclosed in the macsy-model package. The names are **case-sensitive**. All HMM profiles must be placed in the *profiles* directory of the macsy-model package.

Note: For a detailed tutorial on how to define your macsy-model’s features, parameters and HMM profiles, you can have a look at our cookbook in [this book chapter](#).

(continued from previous page)

```

-o OUT, --out OUT      the path to a file to write results.
--index-dir INDEX_DIR  Specifies the path to a directory to store/read the sequence.
↳index                when the sequence-db dir is not writable.
-f, --force            force to write output even the file already exists
                       (overwrite it).
-V, --version          show program's version number and exit
-v, --verbosity        Increases the verbosity level. There are 4 levels:
                       Error messages (default), Warning (-v), Info (-vv) and
                       Debug. (-vvv)
--mute                Mute the log on stdout. (continue to log on
                       macsyfinder.log) (default: False)

```

For more details, visit the MacSyFinder website and see the MacSyFinder documentation.

For instance:

```
>macsyprofile macsyfinder-2021XXXX_XX-XX-XX
```

will analyse the HMMER raw outputs stored in *macsyfinder-2021XXXX_XX-XX-XX/hmmer_results* directory and the results will be stored in *macsyfinder-2021XXXX_XX-XX-XX/hmm_coverage.tsv* file

Setting filtering parameters

This helper tool is designed to help the user test the relevance of the HMM profiles used, what filtering parameters for HMMER to be used, and understand why some components might be unexpectedly missing from the MacSyFinder results. This can thus help to improve the models - for instance for the genomic location parameters (is a component not found cause it should be listed as a *loner*?).

Therefore by default, the filtering parameters are very loose so that most hits found with HMMER will be reported, even the weakest ones.

However, it is possible to filter hits to be extracted based on the profile coverage with *-coverage-profile* or the i-evalue (*-i-evalue-sel*) to be a bit more stringent.

Also, it is possible to use the *-best-hits* in order to report only the best hit for a given protein sequence when several profiles were matching hit.

Using patterns with “-pattern”

If in *previous_run/hmmer_results* you have the following files:

```

previous_run/hmmer_results/Archaeal-T4P_arCOG11238.search_hmm.out
previous_run/hmmer_results/Archaeal-T4P_arCOG11520.search_hmm.out
previous_run/hmmer_results/Archaeal-T4P_arCOG11777.search_hmm.out
previous_run/hmmer_results/Archaeal-T4P_arCOG11778.search_hmm.out
previous_run/hmmer_results/Archaeal-T4P_arCOG11936.search_hmm.out
previous_run/hmmer_results/Archaeal-T4P_arCOG14515.search_hmm.out
previous_run/hmmer_results/ComM_comC.search_hmm.out
previous_run/hmmer_results/ComM_comEB.search_hmm.out
previous_run/hmmer_results/ComM_comEC.search_hmm.out

```

(continues on next page)

(continued from previous page)

```
previous_run/hmmer_results/ComM_comGA.search_hmm.out
previous_run/hmmer_results/ComM_comGB.search_hmm.out
previous_run/hmmer_results/ComM_comGC.search_hmm.out
previous_run/hmmer_results/ComM_comGD.search_hmm.out
previous_run/hmmer_results/ComM_comGE.search_hmm.out
previous_run/hmmer_results/MSH_mshA.search_hmm.out
previous_run/hmmer_results/MSH_mshB.search_hmm.out
previous_run/hmmer_results/MSH_mshC.search_hmm.out
```

But you are interested only in ComM family genes, you can specify the option `--pattern 'ComM*'` For instance:

```
>macsyprofile --pattern 'ComM*' macsyfinder-2021XXXX_XX-XX-XX
parsing macsyfinder-2021XXXX_XX-XX-XX/hmmer_results/ComM_comB.search_hmm.out
parsing macsyfinder-2021XXXX_XX-XX-XX/hmmer_results/ComM_comC.search_hmm.out
parsing macsyfinder-2021XXXX_XX-XX-XX/hmmer_results/ComM_comEA.search_hmm.out
parsing macsyfinder-2021XXXX_XX-XX-XX/hmmer_results/ComM_comEB.search_hmm.out
parsing macsyfinder-2021XXXX_XX-XX-XX/hmmer_results/ComM_comEC.search_hmm.out
parsing macsyfinder-2021XXXX_XX-XX-XX/hmmer_results/ComM_comGA.search_hmm.out
parsing macsyfinder-2021XXXX_XX-XX-XX/hmmer_results/ComM_comGB.search_hmm.out
parsing macsyfinder-2021XXXX_XX-XX-XX/hmmer_results/ComM_comGC.search_hmm.out
parsing macsyfinder-2021XXXX_XX-XX-XX/hmmer_results/ComM_comGD.search_hmm.out
parsing macsyfinder-2021XXXX_XX-XX-XX/hmmer_results/ComM_comGE.search_hmm.out
found 79 hits
result is in 'macsyfinder-2021XXXX_XX-XX-XX/hmm_coverage.tsv'
```

Note: The patterns available are the *glob* patterns (the jokers usable with unix *ls* command)

```
>macsyprofile --pattern 'ComM_com?C' -f macsyfinder-2021XXXX_XX-XX-XX
parsing macsyfinder-2021XXXX_XX-XX-XX/hmmer_results/ComM_comEC.search_hmm.out
parsing macsyfinder-2021XXXX_XX-XX-XX/hmmer_results/ComM_comGC.search_hmm.out
found 16 hits
result is in 'macsyfinder-2021XXXX_XX-XX-XX/hmm_coverage.tsv'
```

A useful example for modellers?

```
>macsyprofile --best-hits i_eval --i-evalue-sel 0.001 --coverage-profile 0.5 -o msf_GCF_
↪003149495.1_ASM314949v1_tff-sf/hmm_coverage_best-hits_ieval_default_filter_MSF.tsv msf_
↪GCF_003149495.1_ASM314949v1_tff-sf
found 221 hits
result is in 'msf_GCF_003149495.1_ASM314949v1_tff-sf/hmm_coverage_best-hits_ieval_
↪default_filter_MSF.tsv'
```

This command line might be useful to macsy-models modellers, as it consists in extracting all relevant hits that are used by the MacSyFinder engine to search systems, when using the default parameters:

- the proteins are assigned with their best hits (i-evalue based) when they match several profiles (*--best-hits i_eval* option)
- the default filtering parameters (i-evalue and profile coverage) are used (*--i-evalue-sel* and *--coverage-profile* options)

By using this command line that lists all hits available for MacSyFinder to search for systems, one could be interested in comparing this list to the list of hits that end in being assigned to systems (listed e.g. in `best_solution.tsv`). This can help to determine why a component is missing from a system: is it because there are no good hits for it, or is it because it does not comply to the co-localization rules defined in the systems' model?

Parsing macsyprofile outputs

The *macsyprofile* output is a tabulated separated values (*.tsv*) files. The first lines which are comments (starting with '#') display the tool version and the complete command line used. Then follow the results. The first line of results is a header line.

```
# macsyprofile 2.0rc1
# macsyprofile --pattern ComM* --coverage-profile 0.5 macsyfinder-20201202_15-17-46/
hit_id replicon_name position_hit hit_sequence_length gene_name i_eval
↪score profile_coverage sequence_coverage begin end
GCF_000006745_021980 GCF_000006745 2198 291 ComM_comC 2.500e-40
↪136.400 0.942 0.708 62 267
GCF_000006745_007650 GCF_000006745 765 253 ComM_comC 9.600e-31
↪105.100 0.937 0.798 43 244
...
```

Note: This file can be easily parsed using the Python `pandas` library.

```
import pandas as pd

systems = pd.read_csv("path/to/hmm_coverage.tsv", sep='\t', comment='#')
```

Warning: The *macsyprofile* tool is not compliant with results produced with *macsyfinder v1*. If you get `Cannot find models in conf file XXX`. May be these results have been generated with an old version of *macsyfinder*. Check the configuration file, if `[models]` section contains `models_1 = XXX YYY` remove the `_1` from `models` `models = XXX YYY`

Publishing/sharing models

Writing your own macsy-model package

The whole package structure and the corresponding files are described in the section *Structure of a macsy-model package*. It requires five different types of files to be complete:

- a *metadata.yml* file (mandatory)
- a *README.md* file (mandatory)
- a *LICENSE* file (optional but **HIGHLY** recommended)
- a *model_conf.xml* file (optional)
- macsy-models definition(s) within a *definitions* folder (mandatory)

- HMM profiles within a *profiles* folder (mandatory)

You can create a template for your package by using *macsydata init*. It will create for you:

- the data package directory with the right structure.
- a template of *metadata.yaml*.
- a template of *README.md* file.
- a generic *model_conf.xml* file.
- a LICENSE file if *-license* option is set.
- a COPYRIGHT file if *-holders* option is set.
- a directory *definitions* with an example of model definition (*model_example.xml* to remove before publishing).
- a directory *profiles* where to put the hmm profiles corresponding to the models genes.

Sharing your models

If you want to share your models you can create a *macsy-model package* in your github repository. Several steps are needed to publish your model:

1. Check the **validity** of your package with the *macsydata check* command. You have to run it from within the folder containing your package files. It will report:
 - everything is clear: *macsydata* displays the next step to take to publish the package
 - warning: it means that the package could be improved.

It is better to fix it if you can, but you can also proceed to *Step 2*

2. Create a **tag**, and submit a **pull request** to the <https://github.com/macsy-models> organization. This step is **very important**: without a tag, there is no package. *macsydata check* only tagged packages. It is also the duty of the model provider to setup a tag with the same name as the version in the *metadata.yaml* file. It is **Mandatory** to follow a versioning scheme described here:

- <https://www.python.org/dev/peps/pep-0440/#public-version-identifiers>
- <https://the-hitchhikers-guide-to-packaging.readthedocs.io/en/latest/specification.html#standard-versioning-schemes>

If your package is in version *2.0.1* the tag must be *2.0.1*. The version or tag must **NOT** start with letter as *v2.0.1* or *my_package-2.0.1*.

Warning: Check that the tag match with the version defined in *metadata.yaml*. To avoid inadvertent mistake place the script below in *.git/hooks/* directory. Check that the hook is well named *pre-push* and it is executable (*chmod 755 .git/hooks/pre-push*) This script check if you push a tag and if the tag match the version in *metadata.yaml* If it does not match it prevent the push.

```
#!/bin/sh
```

```
# An example hook script to verify what is about to be pushed. Called by "git
# push" after it has checked the remote status, but before anything has been
# pushed. If this script exits with a non-zero status nothing will be pushed.
#
# This hook is called with the following parameters:
#
```

```

# $1 -- Name of the remote to which the push is being done
# $2 -- URL to which the push is being done
#
# If pushing without using a named remote those arguments will be equal.
#
# Information about the commits which are being pushed is supplied as lines to
# the standard input in the form:
#
# <local ref> <local oid> <remote ref> <remote oid>
#
# This script check if you push a tag
# if yes check if the tag match to the version decalred in metadata.yml
# if yes it prevents the push until the tag and the version match
#
# This script is widely inspired from https://gist.github.com/farseerfc/
→0729c08cd7c82b07000f20105f733b17

remote="$1"
url="$2"

VERSION_FILE="metadata.yml"

tagref=$(grep -Po 'refs/tags/([^\ ]*) ' </dev/stdin | head -n1 | cut -c11- | tr -
→d '[:space:]')

if [[ "$tagref" == "" ]]; then
    ## pushing without --tags , exit normally
    exit 0
fi

yaml_vers=$(grep "vers:" "${VERSION_FILE}" | cut -d ' ' -f 2- | tr -d '[:space:]')

if [[ "$tagref" == "$yaml_vers" ]];
then
    ## tag matches ver
    exit 0
else
    Red='\e[1;31m'
    Green='\e[1;32m'
    Yello='\e[1;33m'
    Clear='\e[0m'
    echo "${Red}Tag name don't match metadata file. Preventing push.${Clear}"
    echo "${Yello}tag name: $tagref${Clear}"
    echo "${Yello}metadata version: $yaml_vers${Clear}"
    echo "${Green}Please fix it:${Clear}"
    echo "${Green} 1. remove tag:${Clear} git tag -d $tagref"
    echo "${Green} 2. edit metadata.yml${Clear}"
    echo "${Green} 3. commit metadata.yml:${Clear} git commit -m \"fix metadata_
→vers\" metadata.yml"
    echo "${Green} 4. tag again:${Clear} git tag $tagref"
    echo "${Green} 5. and push:${Clear} git push $remote $tagref"

```

```
    exit 1
fi

exit 0

pre-push .
```

3. When your pull request (PR) is accepted, the model package becomes automatically available to the community through the *macsydata* tool.

If you don't want to submit a PR you can provide the tag release tarball (tar.gz) as is to your collaborators. This archive will also be usable with the *macsydata* tool.

Note: *macsydata check* checks the syntax of the package, but it does not publish anything. It just warns you if something is wrong with the package. Every model provider should check its own package before publishing it. The package publication is done by the *git push* and the *pull request*.

Examples of *macsydata check* outputs:

Your package is syntactically correct:

```
macsydata check tests/data/models/test_model_package/
Checking 'test_model_package' package structure
Checking 'test_model_package' metadata_path
Checking 'test_model_package' Model definitions
Models Parsing
Definitions are consistent
Checking 'test_model_package' model configuration
There is no model configuration for package test_model_package.
If everyone were like you, I'd be out of business
To push the models in organization:
    cd tests/data/models/test_model_package
Transform the models into a git repository
    git init .
    git add .
    git commit -m 'initial commit'
add a remote repository to host the models
for instance if you want to add the models to 'macsy-models'
    git remote add origin https://github.com/macsy-models/
    git tag 1.0b2
    git push --tags
```

You received some warnings:

```
macsydata check tests/data/models/Model_w_conf/
Checking 'Model_w_conf' package structure
Checking 'Model_w_conf' metadata_path
Checking 'Model_w_conf' Model definitions
Models Parsing
Definitions are consistent
Checking 'Model_w_conf' model configuration
The package 'Model_w_conf' have not any LICENSE file. May be you have not right to use_.
```

(continues on next page)

(continued from previous page)

```
↪ it.
The package 'Model_w_conf' have not any README file.
macsydata says: You're only giving me a partial QA payment?
I'll take it this time, but I'm not happy.
I'll be really happy, if you fix warnings above, before to publish these models.
```

You received some errors:

```
macsydata check tests/data/models/TFF-SF/
Checking 'TFF-SF' package structure
The package 'TFF-SF' have no 'metadata.yml'.
Please fix issues above, before publishing these models.
ValueError
```

Gallery of examples of MacSyFinder's models

Table of contents of the gallery

- *Getting started with a one-component system: the autotransporter T5SS*
- *A (not-so-)simple example: modelling the T1SS*
- *The case of T3SS and bacterial flagella, or how to distinguish homologous cellular machineries*

Here follows a “gallery” of MacSyFinder models we have developed over the years, attempting to describe the reasoning behind the modeling process.

These examples are extracted from published work, see the following references (they include more examples):

- [Abby et al. 2016, *Scientific Reports*](#), for the description of the T1SS, T3SS and T5aSS models (and way more models not discussed here).
- [Abby and Rocha 2012, *PLoS Genetics*](#), for the evolutionary study of the T3SS and the bacterial flagellum, and how were designed the corresponding profiles.
- [Denise et al. 2019, *PLoS Biology*](#), for the description of the T2SS and type IV-filament super-family models.

Getting started with a one-component system: the autotransporter T5SS

This case is rather straight-forward, as the detection of the autotransporter type V secretion system (T5aSS) relies solely on the detection of a single component. This system indeed encodes both a translocator (outer membrane, pore-forming domain) and a passenger domain (toxin or enzyme) on the same gene.

The translocator domain is the **evolutionarily conserved** part across T5aSS. This family of homologous proteins is gathered in the PFAM protein family [PF03797](#) of “Autotransporter” domains.

We thus downloaded the corresponding pre-computed HMM profile that we named “T5aSS_PF03797.hmm” to enable its search using sequence similarity.

We then wrote the corresponding MacSyFinder model in a file **T5aSS.xml**:

```
<model inter_gene_max_space="1" vers="2.0">
  <gene name="T5aSS_PF03797" presence="mandatory"/>
</model>
```

It can be noted that several features do not have to be defined if default values are relevant. In particular, in this example it is not needed to specify the quorum parameters: the default value for the minimal number of genes required to infer the presence of the T5aSS is by default the number of components listed in the definition of the system (1).

A (not-so-)simple example: modelling the T1SS

1. Identifying genetic components

The type I secretion system (T1SS) consists in three conserved components:

- an ABC transporter (ABC)
- a membrane-fusion protein (MFP)
- an outer membrane protein (OMF)

For their detection, we therefore need to provide HMM profiles for each component, for example: “abc.hmm”, “mfp.hmm” and “omf.hmm”. These can be specifically designed, or taken from HMM profiles databanks such as [PFAM](#), [TIGRFAM](#) or [SUPERFAMILY](#)..

Note: For suggestions on how to design specific HMM protein profiles, read our dedicated book chapter:

[Identification of Protein Secretion Systems in Bacterial Genomes Using MacSyFinder](#) by Sophie Abby and Eduardo Rocha, in *Methods in Molecular Biology* (2017).

2. Determining the role of the components

From literature, the three components listed above *must* be present to have a viable T1SS. Therefore, these are all deemed *mandatory* in the model of the T1SS.

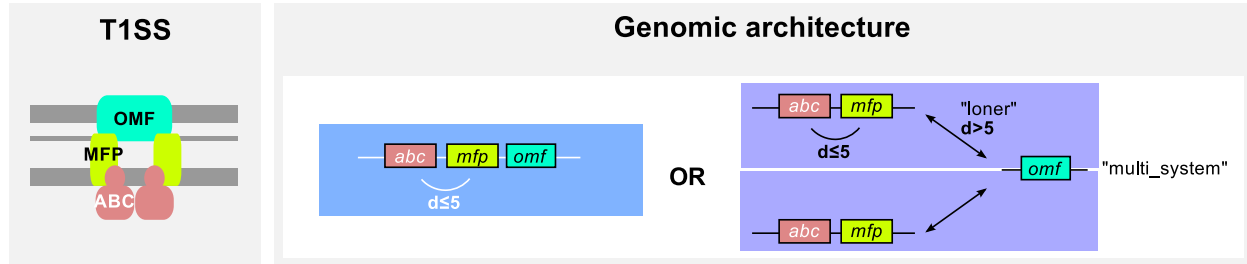
3. Describing their genetic architecture

According to the litteraure, the genes encoding the three components listed above are generally found lying next to each other in genomes. Therefore, these are considered as “single-locus” system. In addition, there is the particular case of the OMF component. It can either be found:

- next to the two other components, as explained just below
- in some other cases, it can be involved in other cellular machineries functioning, and thus be encoded some place else that at the main T1SS’ locus (in this case, made of ABC+MFP).

Therefore, we can attribute the *loner* feature to the OMF component.

In addition to the latter exception described, it means that this OMF component can also be involved in the functioning of not a single, but several machineries at the same time. In practice, this would mean that two full sets of T1SS components can be inferred with a single OMF component found in the genome. This corresponds to the *multi-system* feature.



4. Writing down the model

Now that all elements of the model are listed, the model for the T1SS can be written using the dedicated MacSyFinder XML grammar:

```
<model inter_gene_max_space="5" min_mandatory_genes_required="3" min_genes_required="3"
↪vers="2.0">
  <gene name="T1SS_abc" presence="mandatory"/>
  <gene name="T1SS_mfp" presence="mandatory"/>
  <gene name="T1SS_omf" presence="mandatory" loner="1" multi_system="1"/>
</model>
```

The case of T3SS and bacterial flagella, or how to distinguish homologous cellular machineries

The type III secretion system (T3SS), involved in proteic effectors secretion into eukaryotic cells) and the bacterial flagellum (involved in motility) are evolutionarily related (Abby and Rocha 2012). This can make their annotation in genomes tricky, if only based on core components that can have homologs in both systems.

However, these machineries also have **specific core components**. With MacSyFinder and the *forbidden* feature for components, it is possible to model this, and create models for efficient discrimination between homologous machineries.

For a toy example on how to model similar yet distinct machineries, you can also have a look [here](#).

1. Identifying genetic components and determining their role

The T3SS is partly homologous to the bacterial flagellum: 8 of its 9 core components are homologous to core components of the flagellum. This is explained by the fact that the T3SS is evolutionarily derived from the flagellum (Abby and Rocha 2012). Yet, the T3SS is made of two dozens of components, and the flagellum, more than twice this number of components:

- The flagellum presents specific core components that have no counterpart in the T3SS.
- It is also the case of the T3SS, which has one specific core component: the secretin.

Solely based on the specificity of core components, it is possible to distinguish T3SS from flagella. This can be done by listing the **specific core components** of a given system as *mandatory* in the system, and as *forbidden* in the homologous system.

Then, HMM protein profiles can be specifically designed for these components, or can be retrieved from databases such as [PFAM](#) , [TIGRFAM](#) or [SUPERFAMILY](#).

4. Writing down the models

Given all the features described above, here is the model of the T3SS:

T3SS.xml

```
<model inter_gene_max_space="10" min_mandatory_genes_required="7" min_genes_required="7"
↳ multi_loci="1" vers="2.0">
  <gene name="T3SS_sctC" presence="mandatory">
    <exchangeables>
      <gene name="T2SS_gspD"/>
      <gene name="T4P_pilQ"/>
      <gene name="Tad_rcpA"/>
    </exchangeables>
  </gene>
  <gene name="T3SS_sctJ" presence="mandatory"/>
  <gene name="T3SS_sctN" presence="mandatory"/>
  <gene name="T3SS_sctQ" presence="mandatory"/>
  <gene name="T3SS_sctR" presence="mandatory"/>
  <gene name="T3SS_sctS" presence="mandatory"/>
  <gene name="T3SS_sctT" presence="mandatory"/>
  <gene name="T3SS_sctU" presence="mandatory"/>
  <gene name="T3SS_sctV" presence="mandatory"/>
  <gene name="Flg_fliE" presence="forbidden"/>
  <gene name="Flg_flgB" presence="forbidden"/>
  <gene name="Flg_flgC" presence="forbidden"/>
</model>
```

And the model of the Flagellum:

Flagellum.xml

```
<model inter_gene_max_space="20" min_mandatory_genes_required="9" min_genes_required="10
↳ " multi_loci="1" vers="2.0">
  <gene name="Flg_sctJ_FLG" presence="mandatory"/>
  <gene name="Flg_sctN_FLG" presence="mandatory"/>
  <gene name="Flg_sctQ_FLG" presence="mandatory"/>
  <gene name="Flg_sctR_FLG" presence="mandatory"/>
  <gene name="Flg_sctS_FLG" presence="mandatory"/>
  <gene name="Flg_sctT_FLG" presence="mandatory"/>
  <gene name="Flg_sctU_FLG" presence="mandatory"/>
  <gene name="Flg_sctV_FLG" presence="mandatory"/>
  <gene name="Flg_flgB" presence="mandatory"/>
  <gene name="Flg_flgC" presence="mandatory"/>
  <gene name="Flg_fliE" presence="mandatory"/>
  <gene name="T3SS_sctC" presence="forbidden"/>
</model>
```

2.1.2 Carrying models from v1 to v2

Carrying models from v1 to v2

Models from v1 are not compatible straight away with v2. For those who had designed MacSyFinder's models for Version 1 and would like to carry them for Version 2, here are the changes to consider:

- the keyword “system” was changed: `<system> ::arrow:: <model>`
- the keyword `<system_ref>` was removed. For a given systems' package, each gene has to be defined only once in a macsy-model. There is no need anymore to reference which model it is from, when used as a component in another system's model.
- now the version of the macsy-models' type has to be documented as a feature of the “model” keyword, like this: `vers = “2.0”`
- the following keywords have been replaced (but see [below](#) for more details):
 - homologs => exchangeables
 - analogs => exchangeables

Note: “exchangeable” is not a feature anymore, but is replaced by the keyword “exchangeables”.

Note: These changes in the grammar used to specify model is also accompanied by a change on how to organize folders with models and profiles. In particular, the new file architecture enables an *easier shipping* of the developed macsy-models. See [here](#) for more details.

Here follow some examples of updates from v1 to v2.

1. A very simple model.

TISS.xml under **v1**:

```
<system inter_gene_max_space="5" min_mandatory_genes_required="3" min_genes_required="3">
  <gene name="T1SS_abc" presence="mandatory"/>
  <gene name="T1SS_mfp" presence="mandatory"/>
  <gene name="T1SS_omf" presence="mandatory" loner="1" multi_system="1"/>
</system>
```

TISS.xml under **v2**:

```
<model inter_gene_max_space="5" min_mandatory_genes_required="3" min_genes_required="3"
↪vers = "2.0">
  <gene name="T1SS_abc" presence="mandatory"/>
  <gene name="T1SS_mfp" presence="mandatory"/>
  <gene name="T1SS_omf" presence="mandatory" loner="1" multi_system="1"/>
</model>
```

Note: In a nutshell, the minimal changes from v1 to v2 for a simple macsy-model listing components are the following:

- `<system> => <model>`
- `vers = “2.0”`

2. A model with homologs.

Tad.xml under v1:

```
<system inter_gene_max_space="5" min_mandatory_genes_required="4" min_genes_required="6"
↳multi_loci="0">
  <gene name="Tad_rcpA" presence="mandatory">
    <homologs>
      <gene name="T2SS_gspD" system_ref="T2SS"/>
      <gene name="T4P_pilQ" system_ref="T4P"/>
      <gene name="T3SS_sctC" system_ref="T3SS"/>
    </homologs>
  </gene>
  <gene name="Tad_tadA" presence="mandatory"/>
  <gene name="Tad_tadB" presence="mandatory"/>
  <gene name="Tad_tadC" presence="mandatory"/>
  <gene name="Tad_tadV" presence="mandatory"/>
  <gene name="Tad_tadZ" presence="mandatory"/>
  <gene name="Tad_flp" presence="accessory"/>
  <gene name="Tad_tadE" presence="accessory"/>
  <gene name="Tad_tadF" presence="accessory"/>
</system>
```

Tad.xml under v2:

```
<model inter_gene_max_space="5" min_mandatory_genes_required="4" min_genes_required="6"
↳multi_loci="0" vers="2.0">

  <gene name="Tad_rcpA" presence="mandatory"/>
  <gene name="Tad_tadA" presence="mandatory"/>
  <gene name="Tad_tadB" presence="mandatory"/>
  <gene name="Tad_tadC" presence="mandatory"/>
  <gene name="Tad_tadV" presence="mandatory"/>
  <gene name="Tad_tadZ" presence="mandatory"/>
  <gene name="Tad_flp" presence="accessory"/>
  <gene name="Tad_tadE" presence="accessory"/>
  <gene name="Tad_tadF" presence="accessory"/>

</model>
```

Note: The *homologs* and *analogs* keyword having disappeared, it is not necessary anymore to list homologous components (e.g., those that may match several HMM profiles during the sequence similarity search), unless they are *exchangeables*.

3. A model with exchangeable homologs.

T3SS.xml under v1:

```
<system inter_gene_max_space="10" min_mandatory_genes_required="7" min_genes_required="7"
↳ " multi_loci="1">
  <gene name="T3SS_sctC" presence="mandatory" exchangeable="1">
    <homologs>
      <gene name="T2SS_gspD" system_ref="T2SS"/>
      <gene name="T4P_pilQ" system_ref="T4P"/>
      <gene name="Tad_rcpA" system_ref="Tad"/>
    </homologs>
  </gene>
  <gene name="T3SS_sctJ" presence="mandatory">
    <homologs>
      <gene name="Flg_sctJ_FLG" system_ref="Flagellum"/>
    </homologs>
  </gene>
  <gene name="T3SS_sctN" presence="mandatory">
    <homologs>
      <gene name="Flg_sctN_FLG" system_ref="Flagellum"/>
    </homologs>
  </gene>
  <gene name="T3SS_sctQ" presence="mandatory">
    <homologs>
      <gene name="Flg_sctQ_FLG" system_ref="Flagellum"/>
    </homologs>
  </gene>
  <gene name="T3SS_sctR" presence="mandatory">
    <homologs>
      <gene name="Flg_sctR_FLG" system_ref="Flagellum"/>
    </homologs>
  </gene>
  <gene name="T3SS_sctS" presence="mandatory">
    <homologs>
      <gene name="Flg_sctS_FLG" system_ref="Flagellum"/>
    </homologs>
  </gene>
  <gene name="T3SS_sctT" presence="mandatory">
    <homologs>
      <gene name="Flg_sctT_FLG" system_ref="Flagellum"/>
    </homologs>
  </gene>
  <gene name="T3SS_sctU" presence="mandatory">
    <homologs>
      <gene name="Flg_sctU_FLG" system_ref="Flagellum"/>
    </homologs>
  </gene>
  <gene name="T3SS_sctV" presence="mandatory">
    <homologs>
      <gene name="Flg_sctV_FLG" system_ref="Flagellum"/>
    </homologs>
  </gene>
```

(continues on next page)

(continued from previous page)

```

<gene name="Flg_fliE" presence="forbidden" system_ref="Flagellum"/>
<gene name="Flg_flgB" presence="forbidden" system_ref="Flagellum"/>
<gene name="Flg_flgC" presence="forbidden" system_ref="Flagellum"/>
</system>

```

T3SS.xml under v2:

```

<model inter_gene_max_space="10" min_mandatory_genes_required="7" min_genes_required="7"
↪multi_loci="1" vers="2.0">
  <gene name="T3SS_sctC" presence="mandatory">
    <exchangeables>
      <gene name="T2SS_gspD"/>
      <gene name="T4P_pilQ"/>
      <gene name="Tad_rcpA"/>
    </exchangeables>
  </gene>
  <gene name="T3SS_sctJ" presence="mandatory"/>
  <gene name="T3SS_sctN" presence="mandatory"/>
  <gene name="T3SS_sctQ" presence="mandatory"/>
  <gene name="T3SS_sctR" presence="mandatory"/>
  <gene name="T3SS_sctS" presence="mandatory"/>
  <gene name="T3SS_sctT" presence="mandatory"/>
  <gene name="T3SS_sctU" presence="mandatory"/>
  <gene name="T3SS_sctV" presence="mandatory"/>
  <gene name="Flg_fliE" presence="forbidden"/>
  <gene name="Flg_flgB" presence="forbidden"/>
  <gene name="Flg_flgC" presence="forbidden"/>
</model>

```

Note:

- As only the secretin component 'T3SS_sctC' was exchangeable in its role within T3SS with its homologs T2SS_gspD, T4P_pilQ and Tad_rcpA, these three components are now set as *exchangeables* (they can functionally *replace* the component 'T3SS_sctC'), and all other *homologs* do not need to be listed anymore.
- The keyword *system_ref* is not needed anymore. Therefore, the v2 definition of T3SS is way more compact than that for v1.

2.1.3 Frequently Asked Questions

Frequently Asked Questions

How to report an issue?

If you encounter a problem while running MacSyFinder, please submit an issue on the dedicated page of the [GitHub project](#)

To ensure we have all elements to help, please provide:

- a concise description of the issue
- the expected behavior VS observed one

- the exact command-line used
- the version of MacSyFinder used
- the exact error message, and if applicable, the *macsyfinder.log* and *macsyfinder.conf* files
- if applicable, an archive (or link to it) with the output files obtained
- if possible, the smallest dataset there is to reproduce the issue
- if applicable, this would also include the macsy-models (XML models plus HMM profiles) used (or precise version of the models if there are publicly available). Same as above, if possible, please provide the smallest set possible of models and HMM profiles.

All these will definitely help us to help you! ;-)

How to list several components or HMM profiles for a given function in the model?

MacSyFinder provides a framework to associate a component/function in the model of a system with the mean to search for it - a HMM profile.

In some cases, it is needed to list several possible components (i.e. HMM profiles) to assume a given function for the system to model. There can be several reasons for that:

- a biological reason (e.g., two components from two different gene families can assume a same role in the system)
- a methodological reason (it is not possible or difficult to provide a single HMM profile that covers the diversity of the components' sequences to be retrieved).

It is possible to list several possible components for a same role within the system's model using the *exchangeables* keyword.

See [here](#) for more details and examples.

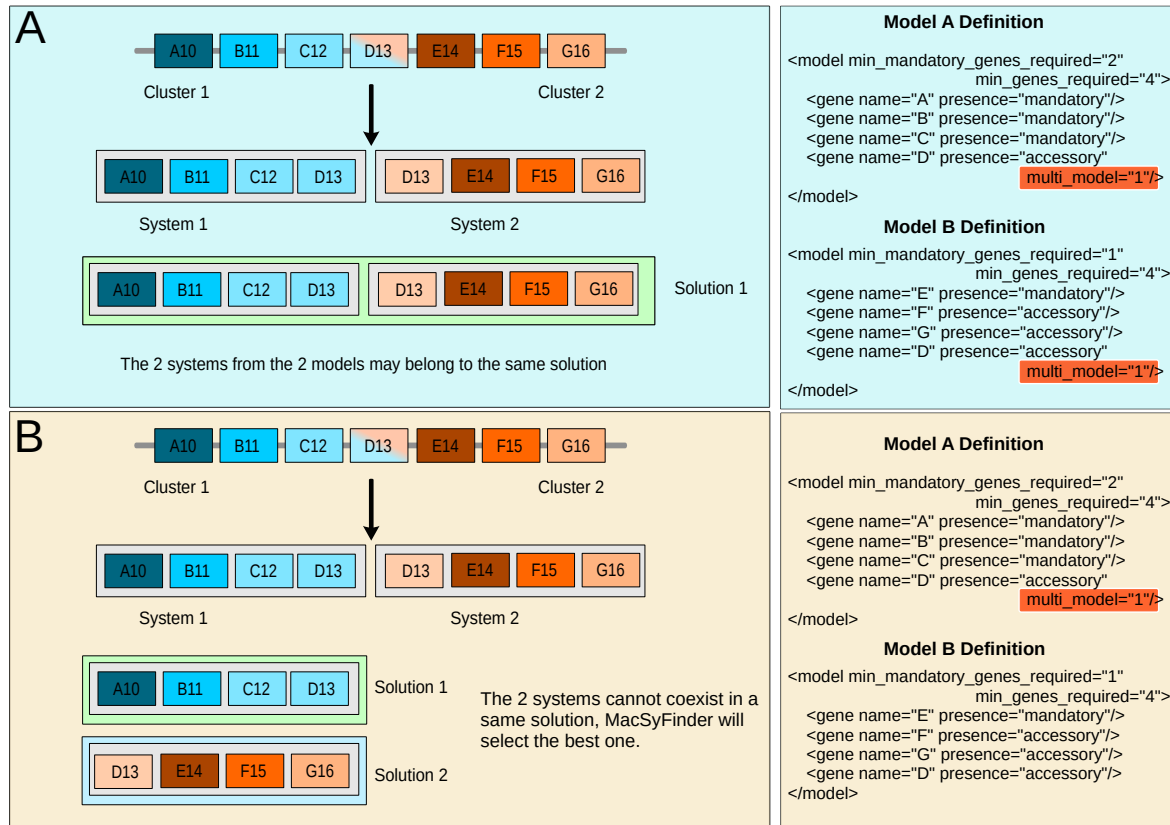


Fig. 3: How *multi_model* works.

The hit encoding for gene D in position 13 is part of 2 systems: one for Model A, one for Model B. **A)** In both model definitions the gene D is tagged as *multi_model*. So the 2 systems can coexist in a same solution (they are “compatible”). **B)** The gene D is tagged as *multi_model* **only** in model A definition. The 2 systems are not compatible. So *msf* build 2 solutions and choose the best one. It has to be noted that this behaviour would actually be the same if gene D was not declared *multi_model* in either definitions.

DEVELOPER GUIDE

3.1 Developer Guide

3.1.1 MacSyFinder implementation overview

MacSyFinder is implemented with an object-oriented architecture. Below a short glossary to fix the vocabulary used in MacSyFinder

Cluster

Is a “contiguous” set of hits. two hits are considered contiguous if the number of genes between the 2 genes matching the 2 hits in the replicon is lesser than inter-genes-max-space.

Model

Is a formal description of a macromolecular system. Is composed of a definition and a list of profiles. at each gene of the Model must correspond a profile

Model family

A set of models, on the same topic. It is composed of several definitions which can be sorted in hierachical structure and profiles. A profile is a hmm profile file.

ModelDefinition

Is a definition of model, it's serialize as a xml file

Solution

It's a systems combination for one replicon. The best solution for a replicon, is the combination of all systems found in this replicon which maximize the score.

System

It's an occurrence of a specific Model on a replicon. Basically, it's a cluster or set of clusters which satisfy the Model quorum.

MacSyFinder project structure

A brief overview of the files and directory constituting the MacSyFinder project

doc

The project is documented using sphinx. All sources files needed to generate this documentation is in the directory *doc*

macsypy

This the MacSyFinder python library Inside macsypy there is a subdirectory *scripts* which are the entry points for *macsyfinder* and *macsydata*

tests

The code is tested using *unittests*. In *tests* the directory *data* contains all data needed to perform the tests.

utils

Contains a binary *setsid* needed macsyfinder to parallelize some steps. Usually *setsid* is provided by the system, but some macOS version does not provide it.

CITATION.yml

A file indicating how to cite macsyfinder in yaml format.

CONTRIBUTORS

A file containing the list of code contributors.

CONTRIBUTING

A guide on how to contribute to the project.

COPYRIGHT

The macsyfinder copyrights.

COPYING

The licencing. MacSyFinder is released under GPLv3.

README.md

Brief information about the project.

setup.py

The installation recipe.

setup.cfg

The installation recipe.

pyproject.toml

tools to use to build the project.

MacSyFinder architecture overview

An overview of the main classes.

Note: use *view image* of your browser to zoom in the diagram

MacSyFinder functioning overview

In this section I'll give you an idea of the macsyfinder functioning at very high grain coarse.

As all program the entrypoint is the main function. The goal of *macsyfinder.main* is to parse the command line. Then it creates a *configuration* object and also initialize the logger. After that it call *main_search_systems* which contains the macsyfinder logic.

The first *main_search_systems* task is to create models asked by the user on the command line. So a *DefinitionParser* is instantiated and the *ModelBank* and *GeneBank* are populated.

Once all models are created, we gather all genes and search them in the replicons. This step is done in parallel. The search is done by profile object associated to each gene and rely on the external software *hmmsearch*. The parallelization is ensured by *search_genes* function. The results of this step is a list of hits.

This list is sorted by position and score. This list is filtered to keep only one hit for each position, the one with the best score (position is a gene product in a replicon).

For each model asked by the user, we filter the hits list to keep only those related to the model. Those which are linked to mandatory, accessory, neutral or forbidden genes included the exchangeables.

This hits are clustered based on distance constraints described in the models:

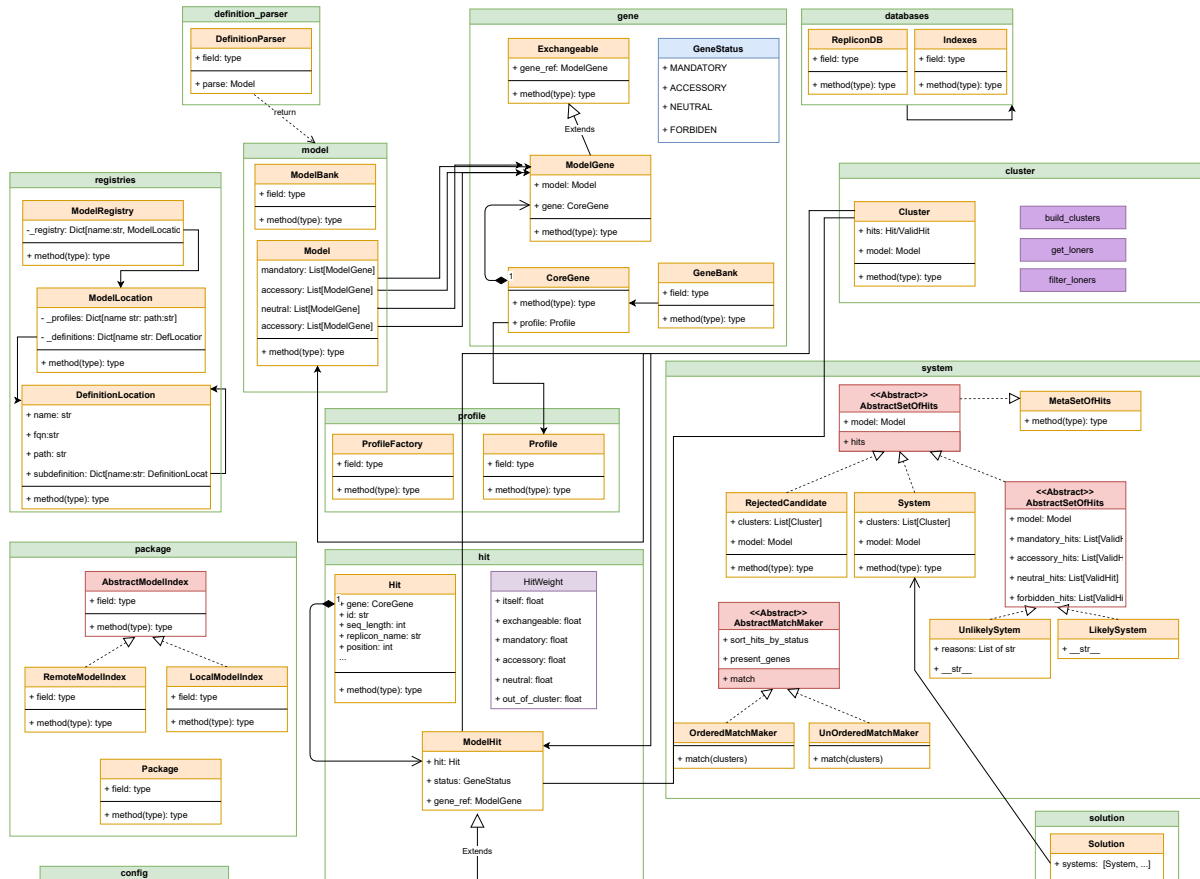


Fig. 1: The macsyfinder classes diagram. The classes are not details. only the main attributes allowing us to understand the interaction are mentioned.

- in green the modules
- in orange, the concrete class
- in red the abstract classes
- in blue the enumeration
- in purple the dataclass
- in purple/pink functions

- **inter_gene_max_space** : the maximum genes allowed between to genes of a system.
- **loner** : allow a gene to participate to system even if it does not clusterize with some other genes.

Then we check if each cluster satisfy the quorum described in the model.

- **min_mandatory_genes** : the minimum of mandatory genes requisite to have a system.
- **min_genes_required** : the minimum of genes (mandatory + accessory) requisite to have a system.
- **forbidden_genes** : no forbidden genes may appear in the cluster.

If the model is multi_loci we generate a combination of the clusters and check the quorum for each combination. If the cluster or combination satisfy the quorum a `macsypy.systems.System` is created otherwise a `macsypy.cluster.RejectedCandidate`.

The Systems from the same replicon are sort against their position, score.

Note: The neutral genes are used to build clusters. But not to fulfill the quorum.

Among all this potential systems, MSF compute the best combination. `macsypy.solution.find_best_solutions()`. The best combination is the set of compatible systems (do not share common hits) which maximize the score. It's possible to have several equivalent "best solutions". The results of this step is reported in the `best_systems.tsv` file.

The Model object

The *Model object* represents a macromolecular model to detect. It is defined *via* a definition file in XML stored in a dedicated location that can be specified *via* the configuration file, or the command-line (`-d` parameter). See *The XML hierarchy* for more details on the XML grammar.

An object *ModelDefinitionParser* is used to build a model object from its XML definition file.

A model is named after the file tree name of its XML definition. A model has an attribute `inter_gene_max_space` which is an integer, and four kind of components are listed in function of their presence in the system:

- The genes that must be present in the genome to define this model ("mandatory").
- The genes that can be present, but do not have to be found in every case ("accessory").
- The genes that are used to build clusters, but not take in account to check the quorum (`min-genes-required` and `min-mandatory-genes-required`) are described as "neutral".
- The genes that must not be present in the system ("forbidden").

Note: A complete description of macromolecular models modelling is available in the section *Macromolecular models*

The Gene object

The *Gene object* represents genes encoding the protein components of a Model. There is 2 kind of gene The CoreGene (*macsypy.gene.CoreGene*) which must be unique given a name. A CoreGene must have a corresponding HMM protein profile. These profiles are represented by Profile objects (*macsypy.profile.Profile*), and must be named after the gene name. For instance, the gene *gspD* will correspond to the “gspD.hmm” profile file. See *The Profile object*). After hmmsearch step the hits are link the them. The CoreGene must be created by using the GeneBank factory.

A ModelGene (*macsypy.gene.ModelGene*) which encapsulate a CoreGene and is linked to a Model. Instead CoreGene, several ModelGene with the same name may coexists in macsyfinder, in different Models and hold different values for attributes as *inter_gene_max_space*, ... Each ModelGene points out its Model of origin (*macsypy.model.Model*). A Gene has several properties described in the *Gene API*.

A ModelGene may be functionally replaced by an other (usually Homologs or Analogs). In this case these genes are described as exchangeables. Exchangeable object encapsulates a ModelGene and has a reference to the ModelGene it is exchangeable to. See the *Exchangeable API* for more details.

Warning: To optimize computation and to avoid concurrency problems when we search several Models, each CoreGene must be instantiated only once, and stored in a “gene_bank”. gene_bank is a *macsypy.gene.GeneBank* object. The gene_bank and model_bank are filled by the system_parser (*macsypy.definition_parser.ModelDefinitionParser*)

The Profile object

Each “CoreGene” component corresponds to a “Profile”. The “Profile” object is used for the search of the gene with Hmmer. Thus, a “Profile” must match a HMM file, which name is based on the profile name. For instance, the *gspG* gene has the corresponding “gspG.hmm” profile file provided at a dedicated location.

Reporting Hmmer search results

A “HMMReport” (*macsypy.report.HMMReport*) object represents the results of a Hmmer program search on the input dataset with a hidden Markov model protein profile. This object has methods to extract and build “Hits” that are then analyzed for systems assessment.

It analyses Hmmer raw outputs, and applies filters on the matches (according to *Hmmer options*). See *Hmmer results’ output files* for details on the resulting output files. For profile matches selected with the filtering parameters, “Hit” objects are built (see *the Hit API*).

3.1.2 MacSyFinder API documentation

configuration

Options to run MacSyFinder can be specified in a *Configuration file*. The API described below handles all configuration options for MacSyFinder.

The *macsypy.config.MacsyDefaults* hold the default values for *macsyfinder* whereas the *macsypy.config.Config* hold the values for a *macsyfinder* run.

configuration API reference

MacsyDefaults

class `macsyppy.config.MacsyDefaults(**kwargs)`

Handle all default values for macsyfinder. the default values must be defined here, **NOT** in argument parser nor in config the argument parser or config must use a MacsyDefaults object

__init__(**kwargs)

Parameters

kwargs – allow to overwrite a default value. It mainly used in unit tests

To define a new default value just add an attribute with the default value

__weakref__

list of weak references to the object (if defined)

Config

class `macsyppy.config.Config(defaults, parsed_args)`

Handle configuration values for macsyfinder. This values come from default and are superseded by the configuration files, then the command line settings.

__init__(defaults, parsed_args)

Store macsyfinder configuration options and propose an interface to access to them.

The config object is populated in several steps, the rules of precedence are

system wide conf < user home conf < model conf < (project conf | previous run) < command line

system wide conf = etc/macsyfinder/macsyfinder.conf
user home conf = ~/.macsyfinder/macsyfinder.conf
model conf = model_conf.xml at the root of the model package
project conf = macsyfinder.conf where the analysis is run
previous run = macsyfinder.conf in previous run results dir
command line = the options set on the command line

Parameters

- **defaults** (a *MacsyDefaults* object) –
- **parsed_args** (a `argparse.Namespace` object) – the command line arguments parsed

__weakref__

list of weak references to the object (if defined)

_config_file_2_dict(file)

Parse a configuration file in ini format in dictionary

Parameters

file (*str*) – path to the configuration file

Returns

the parsed options

Return type

dict

_set_command_line_config(*parsed_args*)

Parameters

parsed_args (`argparse.Namespace` object.) – the argument set on the command line

_set_db_type(*value*)

set value for 'db_type' option

Parameters

value (*str*) – the value for db_type, allowed values are : 'ordered_replicon', 'gembase', 'unordered'

Raises

ValueError – if value is not allowed

_set_default_config()

set the value coming from MacsyDefaults

_set_inter_gene_max_space(*value*)

set value for 'inter_gene_max_space' option

Parameters

value (*str*) – the string parse representing the model fully qualified name and it's associated value and so on the model_fqn is a string, the associated value must be cast in int

Raises

ValueError – if value is not well formed

_set_log_level(*value*)

Parameters

value –

Returns

_set_max_nb_genes(*value*)

set value for 'max_nb_genes' option

Parameters

value (*str*) – the string parse representing the model fully qualified name and it's associated value and so on the model_fqn is a string, the associated value must be cast in int

Raises

ValueError – if value is not well formed

_set_min_genes_required(*value*)

set value for 'min_genes_required' option

Parameters

value (*str*) – the string parse representing the model fully qualified name and it's associated value and so on the model_fqn is a string, the associated value must be cast in int

Raises

ValueError – if value is not well formed

_set_min_mandatory_genes_required(*value*)

set value for 'min_mandatory_genes_required' option

Parameters

value (*str*) – the string parse representing the model fully qualified name and it's associated value and so on the model_fqn is a string, the associated value must be cast in int

Raises

ValueError – if value is not well formed

_set_model_config(*model_conf_path*)

Set the options from the model package model_conf.xml file

Parameters

model_conf_path (*str*) – The path to the model_conf.xml file

_set_models(*value*)

Parameters

value – The models to search as return by the command line parsing or the configuration files

if value come from command_line

['model1', 'def1', 'def2', 'def3']

if value come from config file

['set_1', 'T9SS T3SS T4SS_typeI'] [(model_family, [def_name1, ...]), ...]

_set_models_dir(*path*)

Parameters

path (*str*) – the path to the models (definitions + profiles) are stored.

_set_multi_loci(*value*)

Parameters

value (*str*) – the models fqcn list separated by comma of multi loc models

_set_no_cut_ga(*value*)

Parameters

value –

Returns**Return type**

_set_options(*options*)

set key, value in the general config

Parameters

options (a dictionary with option name as keys and values as values) – the options to specify in general config

_set_previous_run_config(*prev_config_path*)

Set the options specified by the user on the command line via --previous-run

Parameters

prev_config_path –

_set_project_config_file(*config_path*)

Set the options from the macsyfinder.conf present in the current directory

Parameters

config_path (*str*) – the path to the configuration file

_set_replicon_topology(*value*)

set the default replicon topology

Parameters

value (*str*) – ‘circular’ or ‘linear’

_set_sequence_db(*path*)

Parameters

path (*str*) – set the path to the sequence file (in fasta format) to analysed

_set_system_models_dir(*value*)

Parameters

value (*list of string or a single string*) – the path of the models dir set by the system (vs set by the user)

Returns

_set_system_wide_config(*config_path*)

set the options from the system wide configuration file

Parameters

config_path (*str*) –

_set_topology_file(*path*)

test if the path exists and set it in config

Parameters

path (*str*) – the path to the topology file

_set_user_config_file(*config_path*)

Set the options specified by the user on the command line via the `-cfg-file` option

Parameters

config_path (*str*) – The path to the configuration path

_set_user_wide_config(*config_path*)

Set the options from the `~/macsyfinder/macsyfinder.conf` file

Parameters

config_path (*str*) – The path to the `~/macsyfinder/macsyfinder.conf`

_str_2_tuple(*value*)

transform a string with syntax {model_fqn int} in list of tuple

Parameters

value (*str*) – the string to parse

Returns**Return type**

[(model_fqn, int), ...]

hit_weights()

Returns

the options used in scoring systems (mandatory_weight, accessory_weight, itself_weight, exchangeable_weight, out_of_cluster_weight)

Return type

dict

hmmmer_dir()

Returns

The name of the directory containing the hmmsearch results (output, error, parsing)

inter_gene_max_space(*model_fqn*)

Parameters

model_fqn (*str*) – the model fully qualified name

Returns

the gene_max_space for the model_fqn or None if it's does not specify

Return type

int or None

log_level()

Returns

the verbosity output level

Return type

int

max_nb_genes(*model_fqn*)

Parameters

model_fqn (*str*) – the model fully qualified name

Returns

the max_nb_genes for the model_fqn or None if it's does not specify

Return type

int or None

min_genes_required(*model_fqn*)

Parameters

model_fqn (*str*) – the model fully qualified name

Returns

the min_genes_required for the model_fqn or None if it's does not specify

Return type

int or None

min_mandatory_genes_required(*model_fqn*)

Parameters

model_fqn (*str*) – the model fully qualified name

Returns

the min_mandatory_genes_required for the model_fqn or None if it's does not specify

Return type

int or None

models_dir()

Returns

list of models dir path

Return type

list of str

multi_loci(*model_fqn*)

Parameters

model_fqn (*str*) – the model fully qualified name

Returns

True if the model is multi loci, False otherwise

Return type

bool

out_dir()

Returns

the path to the directory where the results are stored

save(*path_or_buf=None*)

save itself in a file in ini format.

Note: the undefined options (set to None) are omitted

Parameters

path_or_buf (*str or file like object*) – where to serialize itself.

working_dir()

alias to `config.Config.out_dir()`

NoneConfig

class `macsypy.config.NoneConfig`

Minimalist Config object just use in some special case wher config is require by api but not used for instance in [macsypy.package.Package](#)

__weakref__

list of weak references to the object (if defined)

model_conf_parser

The parser of xml file `model_cof.xml` located at the root of the model package. This file is optional in package

model_conf_parser API reference

ModelConfParser

class `macsypy.model_conf_parser.ModelConfParser`(*path*)

Handle `model_conf.xml` configuration file.

__init__(*path*)

Parameters

path (*str*) – The path to the configuration file

__weakref__

list of weak references to the object (if defined)

_get_model_conf_node()

Find the root of the document

Returns

the document root of model_conf

_parse_section(*section_node*, *allowed_elements*)

Parse a node containing configurations options and value

Parameters

- **section_node** –
- **allowed_elements** (a dict with options name as keys and function to parse the element) – The elements allowed in this section Only these elements are parsed and in the final dictionary

Returns

dict

parse()

Parse the xml 'model_conf' file set at the root of a data package

Returns

The specific configuration for a model family

Return type

dict with the name of variables as keys and value as values

parse_filtering(*filtering_node*)

Parse the node 'filtering' containing the filtering options configuration

Parameters

filtering_node (:class"*Et.ElementTree* object) – the node 'filtering'

Returns

the configuration option/value about the filtering

Return type

dict

parse_weights(*weights_node*)

Parse the node 'weights' contening the scoring weight configuration

Parameters

weights_node (:class"*Et.ElementTree* object) – the node 'weights'

Returns

the configuration option/value about the scores

Return type

dict

registries

The registry manage the different location where *macsyfinder* can find models definitions and their associated profiles.

registries API reference

ModelRegistry

class `macsy.py.registries.ModelRegistry`

scan canonical directories to register the different models available in global macsyfinder share data location (depending installation `/usr/share/data/models`) or can be overload with the location specify in the macsyfinder configuration (either in config file or command line)

`__getitem__`(*name*)

Parameters

name (*string*) –

Returns

the model corresponding to name.

Return type

ModelLocation object.

Raises

KeyError – if name does not match any *ModelLocation* registered.

`__init__`()

`__str__`()

Return `str(self)`.

`__weakref__`

list of weak references to the object (if defined)

`add`(*model_loc*)

Parameters

model_loc (*ModelLocation* object) – the model location to add to the registry

`models`()

Returns

the list of models

Return type

list of *ModelLocation* object

ModelLocation

class macsypy.registries.**ModelLocation**(*path=None, profile_suffix='.hmm', relative_path=False*)

Handle where are store Models. Models are organized in families and sub families. each family match to a ModelLocation. a ModelLocation contains the path toward the definitions and the paths to corresponding to the profiles.

__eq__(*other*)

Return self==value.

__gt__(*other*)

Return self>value.

__hash__ = None

__init__(*path=None, profile_suffix='.hmm', relative_path=False*)

Parameters

- **path** (*str*) – if it's an installed model, path is the absolute path to a model family.
- **profile_suffix** (*str*) – the suffix of hmm files
- **relative_path** (*bool*) – True if you want to work with relative path, False to work with absolute path.

__lt__(*other*)

Return self<value.

__str__()

Return str(self).

__weakref__

list of weak references to the object (if defined)

_scan_definitions(*parent_def=None, def_path=None*)

Scan recursively the definitions tree on the file model and store them.

Parameters

- **model_def** (*DefinitionLocation*) – the current model definition to add new submodel location
- **def_path** (*string*) – the absolute path to analyse

Returns

a definition location

Return type

DefinitionLocation object

_scan_profiles(*path, profile_suffix='.hmm', relative_path=False*)

Store all hmm profiles associated to the model

get_all_definitions(*root_def_name=None*)

Name root_def_name

The name of the root definition to get sub definitions. If root_def is None, return all definitions for this set of models

Parameters

root_def_name – string

Returns

the list of definitions or subdefinitions if `root_def` is specified for this model.

Return type

list of `macsypy.registries.DefinitionLocation` object

Raises

ValueError – if `root_def_name` does not match with any definitions

get_definition(*fqn*)**Parameters**

fqn (*string.*) – the fully qualified name of the definition to retrieve. it's complete path without extension. for instance for a file with path like this: `models/TXSS/definitions/T3SS.xml` the name is: `TXSS/T3SS` for `models/CRISPR-Cas/definitions/typing/CAS.xml`: the name is `CRISPR-Cas/typing/CAS`

Returns

the definition corresponding to the given name.

Return type

a `DefinitionLocation` object.

Raise

`valueError` if `fqn` does not match with any model definition.

get_definitions()**Returns**

the list of the definitions of this `modelLocation`. It return the 1st level only (not recursive). For recursive explorations see `macsypy.registries.ModelLocation.get_all_definitions()`

get_profile(*name*)**Parameters**

name (*string.*) – the name of the profile to retrieve (without extension).

Returns

the absolute path of the hmm profile.

Return type

string.

Raise

`KeyError` if `name` does not match with any profiles.

get_profiles_names()**Returns**

The list of profiles name (without extension) for this model location

Return type

str

property version**Returns**

The version of the models

MetaDefLoc

```
class macsypy.registries.MetaDefLoc
```

DefinitionLocation

```
class macsypy.registries.DefinitionLocation(name=None, fqname=None, subdefinitions=None, path=None)
```

Manage where definitions are stored. a Model is a xml definition and associated profiles. It has 3 attributes

name: the fully qualified definitions name like TXSS/T3SS or CRISPR-cas/Typing/Cas path: the absolute path to the definitions or set of definitions subdefinitions: the subdefinitions if it exists

```
__eq__(other)
```

Return self==value.

```
__gt__(other)
```

Return self>value.

```
__hash__()
```

Return hash(self).

```
__init__(name=None, fqname=None, subdefinitions=None, path=None)
```

```
__lt__(other)
```

Return self<value.

```
__str__()
```

Return str(self).

```
__weakref__
```

list of weak references to the object (if defined)

```
add_subdefinition(subdefinition)
```

add new sub category of definitions to this definition

Parameters

subdefinition (*DefinitionLocation* object) – the new definition to add as subdefinition.

```
all()
```

Returns

the definition and all recursively all subdefinitions

```
property family_name
```

Returns

the models family name which is the name of the package

```
classmethod root_name(fqn)
```

Parameters

fqn (*str*) – the fully qualified name of a definition

Returns

the root name of this definition (family name)

classmethod `split_fqn(fqn)`

Parameters

fqn (*str*) – the fully qualified name of a definition

Returns

each member of the fully qn in list.

`split_def_name`

`macsypy.registries.split_def_name(fqn)`

Parameters

fqn (*string*) – the fully qualified de name of a DefinitionLocation object the follow the schema `model_name/<def_name>*/def_name` for instance `CRISPR-Cas/typing/cas`

Returns

the list of components of the def path [`'CRISPR-Cas'`, `'typing'`, `'cas'`]

Return type

list of string

`join_def_path`

`macsypy.registries.join_def_path(*args)`

join different elements of the definition path :param str args: the elements of the definition path, each elements must be a string :return: The return value is the concatenation of different elements of args with one separator :rtype: string

`scan_models_dir`

`macsypy.registries.scan_models_dir(models_dir, profile_suffix='hmm', relative_path=False)`

Parameters

- **models_dir** (*str*) – The path to the directory where are stored the models
- **profile_suffix** – the suffix of the hmm profiles
- **relative_path** – True if models_dir is relative false otherwise

Returns

the list of models in models_dir

Return type

[`macsypy.registries.ModelLocation`, ...]

definition_parser

The model definition parser object “DefinitionParser” instantiates Models and Genes objects from XML model definitions (see *Macromolecular models*). The parsing consists in three phases.

Phase 1.

- For each model to parse
 - create the Model
 - add this Model to the model_bank
 - find all genes defined in this model what are the level in the model definition.
 - create the CoreGene (a Gene which is not bind to a model). For each gene name there is only one instance of CoreGene
 - add these CoreGene in the gene_bank

Phase 2.

- For each model to search
 - For each Gene defined in this System:
 - * link the gene to the model. Create a ModelGene by encapsulating CoreGene from the gene_bank It can exists at each run several ModelGene for one CoreGene
 - * If a gene has exchangeables create them (an Exchangeable inherits from ModelGene) and add them to the current ModelGene

For instance:

```
Syst_1
<system inter_gene_max_space="10">
  <gene name="A" mandatory="1" loner="1">
    <exchangeables>
      <gene name="B">
    </exchangeables>
  </gene>
</system>

Syst_2
<system inter_gene_max_space="15">
  <gene name="B" mandatory="1">
    <exchangeables>
      <gene name="C">
    </exchangeables>
  </gene>
</system>

Syst_3
<system inter_gene_max_space="20">
  <gene name="c" mandatory="1" />
</system>
```

With the example above:

- the CoreGene A, B, C will be created
- the ModelGene (Syst_1, A) (Syst_1, B), (Syst_2, B), (Syst_2, C), (Syst_3, C)

- The ModelGene (Syst_1, A), (Syst_2, B) and (Syst_3, C) are directly link to their respective Models
- and where (Syst_1, B) (Syst_2, C) are exchangeables and link respectively to (Syst_1, A) and (Syst_2, B)
- the ModelGene has attributes defined in the model where they appear (Syst_1, B) `inter_gene_max_space="10"` (Syst_2, B) `inter_gene_max_space="15"`

Note: The only “full” Systems (*i.e.*, with all corresponding Genes created) are those to detect.

definition_parser API reference

DefinitionParser

Module use to parse XML model definition and create a python Model and Genes, ...

class `macsypy.definition_parser.DefinitionParser`(*cfg, model_bank, gene_bank, model_registry, profile_factory*)

Build a Model instance from the corresponding model definition described in the XML file.

__init__(*cfg, model_bank, gene_bank, model_registry, profile_factory*)

Parameters

- **cfg** (`macsypy.config.Config` object) – the configuration object of this run
- **model_bank** (`macsypy.model.ModelBank` object) – the model factory
- **gene_bank** (`macsypy.gene.GeneBank` object) – the gene factory
- **model_registry** (`macsypy.registry.ModelRegistry` object) – The registry with all model location
- **profile_factory** (`macsypy.profil.ProfilFactory` object) – The profile factory

__weakref__

list of weak references to the object (if defined)

_check_syntax(*model_node, path*)

Check if the definition does not contains logical error which is allowed by syntax and absence of explicit grammar.

Parameters

- **model_node** (`Et.Element` object) – the node corresponding to the model
- **path** (*str*) – the path of the definition.

Returns

None

Raises

ModelInconsistencyError – if an error is encountered in the document.

_create_model(*def_loc, model_node*)

Parameters

- **def_loc** (`macsypy.registries.DefinitionLocation` object) – the definition location to parse.

- **model_node** (Et.ElementTree object.) – the node corresponding to the model.

Returns

the model corresponding to the definition location.

Return type

macsypy.model.Model object.

_fill_gene_bank(*model_node*, *model_location*, *def_loc*)

find all gene node and add them to the gene_bank

Parameters

- **model_node** (Et.ElementTree object.) –
param model_node
the node corresponding to the model.
- **model_location** (class:*macsypy.registries.ModelLocation* object.) –
- **def_loc** (*the node corresponding to the 'model' tag*) – a definition location to parse.

Returns

None

_get_model_node(*def_loc*)

Parameters

def_loc (*return the node corresponding to the 'model' tag*) – a definition location to parse.

_parse_exchangeable(*gene_node*, *gene_ref*, *curr_model*)

Parse a xml element gene child of exchangeable and build the corresponding object

Parameters

- **gene_node** (xml.etree.ElementTree.Element object.) – a “node” corresponding to the gene element in the XML hierarchy
- **gene_ref** (class:*macsypy.gene.ModelGene* object) – the gene which this gene is homolog to
- **curr_model** (*macsypy.model.Model* object) – the model being parsed .

Returns

the gene object corresponding to the node

Return type

macsypy.gene.Exchangeable object

_parse_genes(*model*, *model_node*)

Create genes belonging to the models. Each gene is directly added to the model in it's right category ('mandatory, accessory, ...')

Parameters

- **model** (*macsypy.model.Model* object) – the Model currently parsing
- **model_node** (Et.ElementTree object) – the element 'model'

check_consistency(*models*)

Check the consistency of the co-localization features between the different values given as an input: between XML definitions, configuration file, and command-line options.

Parameters

models (list of *class:macsypy.model.Model* object) – the list of models to check

Raise

macsypy.error.ModelInconsistencyError if one test fails

(see *feature*)

In the different possible situations, different requirements need to be fulfilled (“mandatory_genes” and “accessory_genes” consist of lists of genes defined as such in the model definition):

- **If:** min_mandatory_genes_required = None ; min_genes_required = None
- **Then:** min_mandatory_genes_required = min_genes_required = len(mandatory_genes)

always True by Models design

- **If:** min_mandatory_genes_required = value ; min_genes_required = None
- **Then:** min_mandatory_genes_required <= len(mandatory_genes)
- AND min_genes_required = min_mandatory_genes_required

always True by design

- **If:** min_mandatory_genes_required = None ; min_genes_required = Value
- **Then:** min_mandatory_genes_required = len(mandatory_genes)
- AND min_genes_required >= min_mandatory_genes_required
- AND min_genes_required <= len(mandatory_genes+accessory_genes)

to be checked

- **If:** min_mandatory_genes_required = Value ; min_genes_required = Value
- **Then:** min_genes_required <= len(accessory_genes+mandatory_genes)
- AND min_genes_required >= min_mandatory_genes_required
- AND min_mandatory_genes_required <= len(mandatory_genes)

to be checked

parse(models_2_detect)

Parse models definition in XML format to build the corresponding Model objects, and add them to the model factory after checking its consistency. To get the model ask it to model_bank

Parameters

models_2_detect (list of *macsypy.registry.DefinitionLocation*) – a list of model definition to parse.

model

The model is a formal representation of system. The model is describe in terms of components. There are 4 component classes:

- genes which are mandatory
- genes which are accessory
- genes which are neutral
- genes which are forbidden

Each genes can have Exchangeable. An exchangeable is another gene which can paly the same role in the system. Usually an analog or homolog. The models describe also distance constraints between genes:

- `inter_gene_max_space`
- `loner`
- `multi_loci`

and quorum constraints

- `min_mandatory_genes_required`
- `min_genes_required`

and if a gene can be shared by several systems (several occurrences of the same model)

- `multisystem`

model API reference

ModelBank

```
class macsypy.model.ModelBank
```

Store all Models objects.

```
__contains__(model)
```

Implement the membership test operator

Parameters

model (*macsypy.model.Model* object) – the model to test

Returns

True if the model is in the Model factory, False otherwise

Return type

boolean

```
__getitem__(fqn)
```

Parameters

fqn (*string*) – the fully qualified name of the model

Returns

the model corresponding to the fqn.

Return type

macsypy.model.Model object

Raises

KeyError – if the model corresponding to the name does not exists

```
__init__()
```

```
__iter__()
```

Return an iterator object on the models contained in the bank

```
__len__()
```

Returns

the number of models stored in the bank

Return type

integer

```
__weakref__
```

list of weak references to the object (if defined)

add_model(*model*)

Parameters

model (*macsypy.model.Model* object) – the model to add

Raise

KeyError if a model with the same name is already registered.

Model

class *macsypy.model.Model*(*args, **kwargs)

Handles a macromolecular model.

Contains all its pre-defined characteristics expected to be fulfilled to predict a complete model:

- component list (genes that are mandatory, accessory, neutral, forbidden)
- quorum (number of genes)
- genetic architecture

__eq__(*other*)

Parameters

other – the other model to compare

Returns

True if this fully qualified name is equal to other fully qualified name. False otherwise.

Return type

boolean

__gt__(*other*)

Parameters

other – the other model to compare

Returns

True if this fully qualified name is greater than to other fully qualified name. False otherwise.

Return type

boolean

__hash__()

Returns

__init__(*fqn*, *inter_gene_max_space*, *min_mandatory_genes_required*=None, *min_genes_required*=None, *max_nb_genes*=None, *multi_loci*=False)

Parameters

- **fqn** (*string*) – the fully qualified name of the model CRISPR-Cas/sub-typing/CAS-TypeIE
- **inter_gene_max_space** (*integer*) – the maximum distance between two genes (**co-localization** parameter)
- **min_mandatory_genes_required** (*integer*) – the quorum of mandatory genes to define this model
- **min_genes_required** (*integer*) – the quorum of genes to define this model

- **max_nb_genes** (*integer*) – The number of gene to be considered as full system Used to compute the wholeness. If None the mx_nb_genes = mandatory + accessory
- **multi_loci** (*boolean*) –

Raises

ModelInconsistencyError – if an error is found in model logic. For instance *genes_required > min_mandatory_genes_required*

__lt__(*other*)

Parameters

other – the other model to compare

Returns

True if this fully qualified name is lesser than to other fully qualified name. False otherwise.

Return type

boolean

__str__()

Return str(self).

__weakref__

list of weak references to the object (if defined)

property family_name

Returns

the family name of the model for instance ‘CRISPRCas’ or ‘TXSS’

Return type

str

filter(*hits*)

filter out the hits according to this model. The filtering is based on the name of CoreGene associated to hit and the name of ModelGene of the model (the name of the ModelGene is the name of the CoreGene embed in the ModelGene) only the hits related to genes implied in the model are kept.

Parameters

hits (list of `macsypy.report.CoreHit` object) – list of hits to filter

Returns

list of hits

Return type

list of `macsypy.report.Model` object

genes(*exchangeable=False*)

Parameters

exchangeable (*bool*) – include exchangeables if True

Returns

all the genes described in the model. with exchangeables if exchangeable is True. otherwise only “first level” genes.

Return type

set of `macsypy.gene.ModelGene` objects.

get_gene(*gene_name*)

Parameters

gene_name (*string*) – the name of the gene to get

Returns

the gene corresponding to gene_name.

Return type

a *macsyphy.gene.ModelGene* object.

Raise

KeyError the model does not contain any gene with name gene_name.

property inter_gene_max_space

Returns

set the maximum distance allowed between 2 genes for this model

Return type

integer

property max_nb_genes

Returns

the maximum number of genes to assess the model presence.

Return type

int (or None)

property min_genes_required

Returns

get the minimum number of genes to assess for the model presence.

Return type

integer

property min_mandatory_genes_required

Returns

get the quorum of mandatory genes required for this model

Return type

integer

property multi_loci

Returns

True if the model is authorized to be inferred from multiple loci, False otherwise

Return type

boolean

property name

Returns

the short name of this model

gene

The *Gene object* represents genes encoding the protein components of a Model. There is 2 kind of gene The CoreGene (*macsypy.gene.CoreGene*) which must be unique given a name. A CoreGene must have a corresponding HMM protein profile. A ModelGene encapsulate a CoreGene and is linked to a Model.

Warning: To optimize computation and to avoid concurrency problems when we search several models, each gene must be instantiated only once, and stored in gene_bank. gene_bank is a *macsypy.gene.GeneBank* object. The gene_bank and model_bank (*macsypy.model.ModelBank* object) are instantiated in *macsypy.scripts.macsyfinder.main()* function and filled by a definition_parser (*macsypy.definition_parser.DefinitionParser*)

Example to get a CoreGene object:

```
# get a model object
model_a = model_bank("TXSS/model_a")
model_b = model_bank("TXSS/model_b")

# get of a <CoreGene> object
t2ss = gene_bank(("TXSS", "T2SS"))
pilo = gene_bank(("TXSS", "pilo"))
```

to create a ModelGene

```
modelA_t2ss(t2ss, model_A)
modelA_pilo(pilo, model_a, loner=True, inter_gene_max_space=12)
modelB_pilo(pilo, model_b, inter_gene_max_space=5)
```

There is only *one* instance of CoreGene with a given name (model family name, gene name) in one MSF run. But several instance of a ModelGene with the same name may exists. Above, there is 2 <ModelGene> representing *pilo* one in model_a the second in model_b with different properties.

Exchangeable inherits from ModelGene. Then a gene in some model is seen as a Gene, in some other models as an Exchangeable. But there only one instance of the corresponding CoreGene.:

```
core_sctn = gene_bank(("TXSS", "sctN"))
core_sctn_flg = gene_bank(("TXSS", "sctN_FLG"))
model_sctn = ModelGene(core_sctn, model_a)
ex_sctn_flg = Exchangeable(core_sctn_flg, model_sctn)
model_sctn.add_exchangeable(ex_sctn_flg)

model_sctn_flg = ModelGene(core_sctn_flg, model_b)
```

which means that in model_a the gene *sctn* can be functionally replaced by *sctn_flg*. In Model_a it appear as an alternative to sctn but in model_B it appear as sctn_flg itself. In one MacSyFinder run several instances of ModelGene and/or Exchangeable with the same name may coexists . But in A whole macsyfinder run there is only one instance core_sctn_flg and core_sctn.

gene API reference

GeneBank

class `macsypy.gene.GeneBank`

Store all Gene objects. Ensure that genes are instantiated only once.

__contains__(*gene*)

Implement the membership test operator

Parameters

gene (`macsypy.gene.CoreGene` object) – the gene to test

Returns

True if the gene is in, False otherwise

Return type

boolean

__getitem__(*key*)**Parameters**

key (*tuple (string, string)*) – The key to retrieve a gene. The key is composed of the name of models family and the gene name. for instance CRISPR-Cas/cas9_TypeIIB ('CRISPR-Cas', 'cas9_TypeIIB') or TXSS/T6SS_tssH ('TXSS', 'T6SS_tssH')

Returns

return the Gene corresponding to the key.

Return type

`macsypy.gene.CoreGene` object

Raises

KeyError – if the key does not exist in GeneBank.

__init__()**__iter__**()

Return an iterator object on the genes contained in the bank

__weakref__

list of weak references to the object (if defined)

add_new_gene(*model_location, name, profile_factory*)

Create a gene and store it in the bank. If the same gene (same name) is add twice, it is created only the first time.

Parameters

- **model_location** (`macsypy.registry.ModelLocation` object) – the location where the model family can be found.
- **name** (*str*) – the name of the gene to add
- **profile_factory** (`profile.ProfileFactory` object.) – The Profile factory

genes_fqn()**Returns**

the fully qualified name for all genes in the bank

Return type

str

Gene

There is two classes to modelize a gene: *macsypy.gene.CoreGene* and *macsypy.gene.ModelGene*. The *CoreGene* are created using the *macsypy.gene.GeneBank* factory and there is only one instance of a *CoreGene* with a given name. Whereas several *ModelGene* with the same name can appear in different model and can have different properties, *loner* in one model and not in an other, have different *inter_gene_max_space* ... The *ModelGene* is attached to the model and is composed of a *CoreGene*.

Note: The *macsypy.hit.Hit* object are link to a *CoreGene*, whereas the *macsypy.hit.ValidHit.ref_gene* attribute reference a *macsypy.gene.ModelGene*

CoreGene

class *macsypy.gene.CoreGene*(*model_location*, *name*, *profile_factory*)

Modelize gene attach to a profile. It can be only one instance with the the same name (family name, gene name)

__hash__()

Return hash(self).

__init__(*model_location*, *name*, *profile_factory*)

__weakref__

list of weak references to the object (if defined)

property model_family_name

The name of the model family for instance 'CRISPRCas' or 'TXSS'

property name

The name of the gene a hmm profile with the same name must exists.

property profile

The HMM protein Profile corresponding to this gene *macsypy.profile.Profile* object

ModelGene

class *macsypy.gene.ModelGene*(*gene*, *model*, *loner=False*, *multi_system=False*, *inter_gene_max_space=None*, *multi_model=False*)

Handle Gene describe in a Model

__hash__()

Return hash(self).

__init__(*gene*, *model*, *loner=False*, *multi_system=False*, *inter_gene_max_space=None*, *multi_model=False*)

Handle gene described in a Model

Parameters

- **gene** (a *macsypy.gene.CoreGene* object.) – a gene link to a profile
- **model** (*macsypy.model.Model* object.) – the model that owns this Gene

- **loner** (*bool*) – True if the Gene can be isolated on the genome (with no contiguous genes), False otherwise.
- **multi_system** (*bool*) – True if this Gene can belong to different occurrences of this System.
- **inter_gene_max_space** (*int*) – the maximum space between this Gene and another gene of the System.
- **multi_model** (*bool*) – True if this Gene is allowing to appear in several system occurrence from different model.

__str__()

Print the name of the gene and of its exchangeable genes.

__weakref__

list of weak references to the object (if defined)

add_exchangeable(*exchangeable*)

Add a exchangeable gene to this Gene

Parameters

exchangeable (*macsypy.gene.Exchangeable* object) – the exchangeable to add

alternate_of()

Returns

the gene to which this one is an exchangeable to (reference gene), or itself if it is a first level gene.

Return type

macsypy.gene.ModelGene object

property core_gene

Returns

The CoreGene associated to this ModelGene

Return type

macsypy.gene.CoreGene object

property exchangeables

Returns

the list of genes which can replace this one without any effect on the model

Return type

list of *macsypy.gene.ModelGene* objects

property inter_gene_max_space

Returns

The maximum distance allowed between this gene and another gene for them to be considered co-localized. If the value is not set at the Gene level, return None.

Return type

integer. or None

is_accessory(*model*)

Returns

True if the gene is within the *accessory* genes of the model, False otherwise.

Parameters

model (*macsypy.model.Model* object.) – the query of the test

Return type

boolean.

property is_exchangeable**Returns**

True if this gene is describe in the model as an exchangeable. False if ot is describe as first level gene.

is_forbidden(model)**Returns**

True if the gene is within the *forbidden* genes of the model, False otherwise.

Parameters

model (*macsypy.model.Model* object.) – the query of the test

Return type

boolean.

is_mandatory(model)**Returns**

True if the gene is within the *mandatory* genes of the model, False otherwise.

Parameters

model (*macsypy.model.Model* object.) – the query of the test

Return type

boolean.

property loner**Returns**

True if the gene can be isolated on the genome, False otherwise

Return type

boolean

property model**Returns**

the Model that owns this Gene

Return type

macsypy.model.Model object

property multi_model**Returns**

True if this Gene can belong to different occurrences of systems from different model *macsypy.model.Model* (and can be used for multiple System assessments), False otherwise.

Return type

boolean.

property multi_system**Returns**

True if this Gene can belong to different occurrences of **the model** (and can be used for multiple System assessments), False otherwise.

Return type

boolean.

set_status(*status*)

Set the status for this gene

Parameters**status** (*macsypy.gene.GeneStatus* object) – the status of this gene**property status****Returns**

The status of this gene

Return type*macsypy.gene.GeneStatus* object**Exchangeable**

```
class macsypy.gene.Exchangeable(c_gene, gene_ref, loner=None, multi_system=None, multi_model=None,
                                inter_gene_max_space=None)
```

Handle Exchangeables. Exchangeable are ModelGene which can replaced functionally an other ModelGene. Biologically it can be Homolog or Analog

```
__init__(c_gene, gene_ref, loner=None, multi_system=None, multi_model=None,
         inter_gene_max_space=None)
```

Parameters

- **c_gene** (*macsypy.gene.CoreGene* object.) – the gene
- **gene_ref** (*macsypy.gene.ModelGene* object.) – the gene to which the current can replace it.

add_exchangeable(*exchangeable*)

This method should never be called, it's a security to avoid to add exchangeable to an exchangeable.

Parameters**exchangeable** (*macsypy.gene.Exchangeable*) –**Raises***MacsypyError* –**alternate_of()****Returns**

the gene to which this one is an exchangeable to (reference gene)

Return type*macsypy.gene.ModelGene* object**property is_exchangeable****Returns**

True

property status**Returns**

The status of this gene. if the status is not define for this gene itself, return the status of the reference gene.

Return type*macsypy.gene.GeneStatus* object**GeneStatus**

```
class macsypy.gene.GeneStatus(value, names=None, *, module=None, qualname=None, type=None, start=1,
                             boundary=None)
```

Handle status of Gene GeneStatus can take 4 value:

- MANDATORY
- ACCESSORY
- FORBIDDEN
- NEUTRAL

profile

The *Profile object* is used for the search of the gene with Hmmer. A “*Profile*” must match a HMM protein profile file, which name is based on the profile name. For instance, the *gspG* gene has the corresponding “gspG.hmm” profile file provided at a dedicated location.

profile API reference**ProfileFactory**

```
class macsypy.profile.ProfileFactory(cfg)
```

Build and store all Profile objects. Profiles must not be instantiated directly. The *profile_factory* must be used. The *profile_factory* ensures there is only one instance of profile for a given name. To get a profile, use the method *get_profile*. If the profile is already cached, this instance is returned. Otherwise a new profile is built, stored in the *profile_factory* and then returned.

```
__init__(cfg)
```

```
__weakref__
```

list of weak references to the object (if defined)

```
get_profile(gene, model_location)
```

Parameters

- **gene** (*macsypy.gene.Gene* or *macsypy.gene.Homolog* or *macsypy.gene.Analog* object) – the gene associated to this profile
- **model_location** (*macsypy.registries.ModelLocation* object.) – The where to get the profile

Returns

the profile corresponding to the name. If the profile already exists, return it. Otherwise build it, store it and return it.

Return type*macsypy.profile.Profile* object

Profile

class `macsypy.profile.Profile(gene, cfg, path)`

Handle a HMM protein profile

__init__(*gene, cfg, path*)

Parameters

- **gene** (`macsypy.secretion.Gene` object) – the gene corresponding to this profile
- **cfg** (`macsypy.config.Config` object) – the configuration
- **path** (*string*) – the path to the hmm profile.

__len__()

Returns

the length of the HMM protein profile

Return type

int

__str__()

Print the name of the corresponding gene and the path to the HMM profile.

__weakref__

list of weak references to the object (if defined)

_profile_features()

Parse the HMM profile to extract the length and the presence of GA bit threshold

Returns

the length, presence of ga bit threshold

Return type

tuple(int length, bool ga_threshold)

execute(*cpu=1*)

Launch the Hmmer search (hmmsearch executable) with this profile

Parameters

cpu (*int*) – the number of cpu to use for hmmsearch (must be >= 1)

Returns

an object storing information on the results of the HMM search (HMMReport)

Return type

`macsypy.report.HMMReport` object

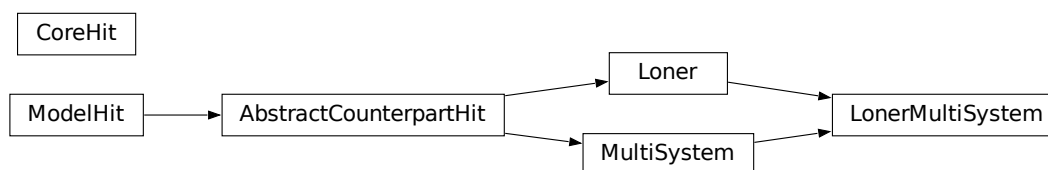
hit

This module implements class relative to hit and some functions to do some computation on hit objects.

<code>macsypy.hit.CoreHit</code>	Modelize a hmm hit on the replicon. There is only one Corehit for a CoreGene.
<code>macsypy.hit.ModelHit</code>	Modelize a hit and its relation to the Model.
<code>macsypy.hit.AbstractCounterpartHit</code>	Parent class of Loner, MultiSystem. It's inherits from ModelHit.
<code>macsypy.hit.Loner</code>	Modelize "true" Loner.
<code>macsypy.hit.MultiSystem</code>	Modelize hit which can be used in several Systems (same model)
<code>macsypy.hit.LonerMultiSystem</code>	Modelize a hit representing a gene Loner and MultiSystem at same time.
<code>macsypy.hit.HitWeight</code>	The weights apply to the hit to compute score
<code>macsypy.hit.get_best_hit_4_func()</code>	Return the best hit for a given function
<code>macsypy.hit.sort_model_hits()</code>	Sort hits
<code>macsypy.hit.compute_best_MSHit()</code>	Choose among several multisystem hits the best one
<code>macsypy.hit.get_best_hits()</code>	If several profile hit the same gene return the best hit

A Hit is created when *hmmsearch* find similarities between a profile and protein of the input dataset

Below the inheritance diagram of Hits



And a diagram showing the interaction between CoreGene, ModelGene, Model, Hit, Loner, ... interactions

hit API reference

CoreHit

```
class macsypy.hit.CoreHit(gene, hit_id, hit_seq_length, replicon_name, position_hit, i_eval, score,  
                        profile_coverage, sequence_coverage, begin_match, end_match)
```

Handle the hits filtered from the Hmmer search. The hits are instanciated by `HMMReport.extract()` method
In one run of MacSyFinder, there exists only one CoreHit per gene These hits are independent of any `macsypy.model.Model` instance.

```
__eq__(other)
```

Return True if two hits are totally equivalent, False otherwise.

Parameters

other (`macsypy.report.CoreHit` object) – the hit to compare to the current object

Returns

the result of the comparison

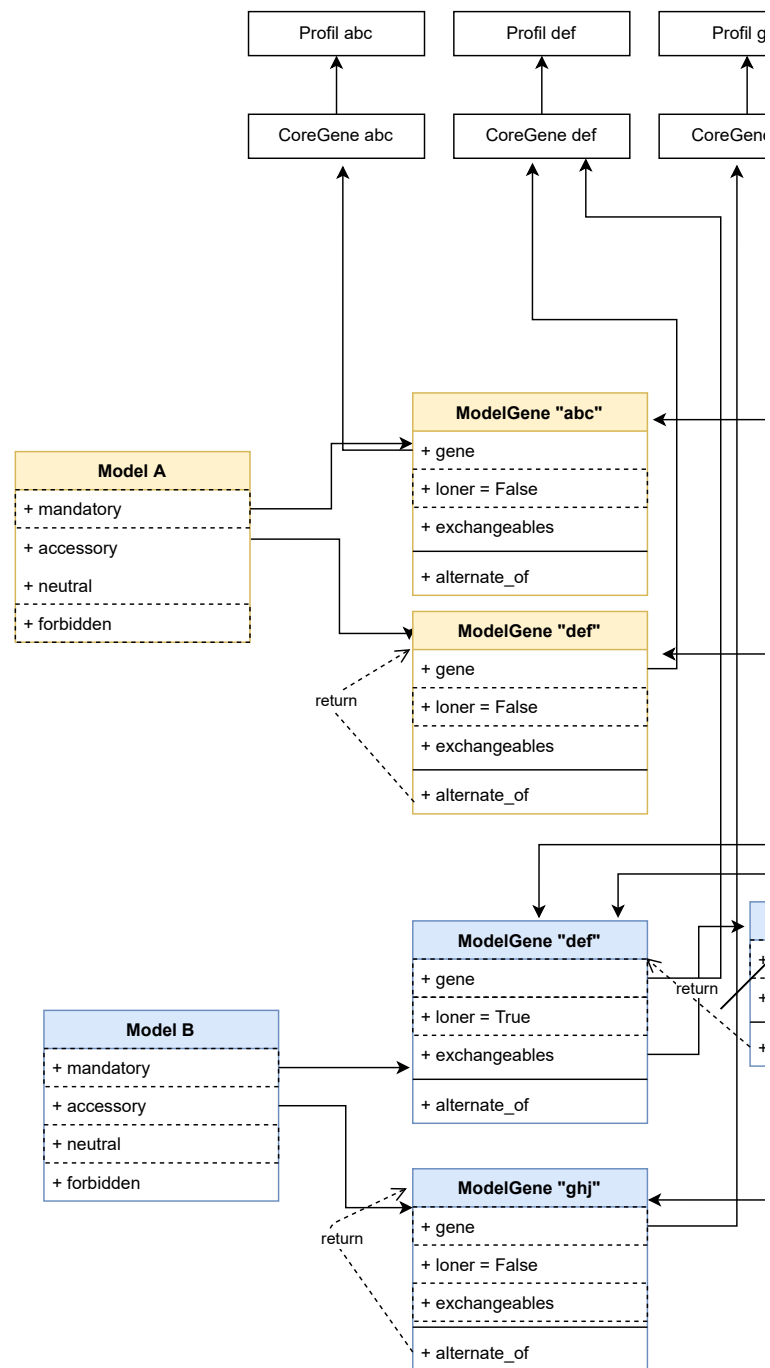


Fig. 2: The diagram above represents the models, genes and hit generated from the definitions below.

```
<model name="A" inter_gene_max_space="2">
  <gene name="abc" presence="mandatory"/>
  <gene name="def" presence="accessory"/>
</model>
```

3.1 Developer Guide

```
<model name="B" inter_gene_max_space="5">
  <gene name="def" presence="mandatory"/>
  <gene name="ghj" presence="mandatory"/>
</model>
```

Return type

boolean

__gt__(*other*)

compare two Hits. If the sequence identifier is the same, do the comparison on the score. Otherwise, do it on alphabetical comparison of the sequence identifier.

Parameters

other (`macsypy.report.CoreHit` object) – the hit to compare to the current object

Returns

True if self is > other, False otherwise

__hash__()

To be hashable, it's needed to be put in a set or used as dict key

__init__(*gene*, *hit_id*, *hit_seq_length*, *replicon_name*, *position_hit*, *i_eval*, *score*, *profile_coverage*, *sequence_coverage*, *begin_match*, *end_match*)**Parameters**

- **gene** (`macsypy.gene.CoreGene` object) – the gene corresponding to this profile
- **hit_id** (*str*) – the identifier of the hit
- **hit_seq_length** (*int*) – the length of the hit sequence
- **replicon_name** (*str*) – the name of the replicon
- **position_hit** (*int*) – the rank of the sequence matched in the input dataset file
- **i_eval** (*float*) – the best-domain evaluate (i-evalue, “independent evaluate”)
- **score** (*float*) – the score of the hit
- **profile_coverage** (*float*) – percentage of the profile that matches the hit sequence
- **sequence_coverage** (*float*) – percentage of the hit sequence that matches the profile
- **begin_match** (*int*) – where the hit with the profile starts in the sequence
- **end_match** (*int*) – where the hit with the profile ends in the sequence

__lt__(*other*)

Compare two Hits. If the sequence identifier is the same, do the comparison on the score. Otherwise, do it on alphabetical comparison of the sequence identifier.

Parameters

other (`macsypy.report.CoreHit` object) – the hit to compare to the current object

Returns

True if self is < other, False otherwise

__str__()**Returns**

Useful information on the CoreHit: regarding Hmmer statistics, and sequence information

Return type

str

__weakref__

list of weak references to the object (if defined)

get_position()

Returns

the position of the hit (rank in the input dataset file)

Return type

integer

ModelHit

class `macsypy.hit.ModelHit(hit, gene_ref, gene_status)`

Encapsulates a `macsypy.report.CoreHit`. This class stores a `CoreHit` that has been attributed to a putative system. Thus, it also stores:

- the system,
- the status of the gene in this system, ('mandatory', 'accessory', ...)
- the gene in the model for which it's an occurrence

for one gene it can exist several `ModelHit` instance one for each `Model` containing this gene

__eq__(other)

Return self==value.

__gt__(other)

Return self>value.

__hash__()

To be hashable, it's needed to be put in a set or used as dict key

__init__(hit, gene_ref, gene_status)

Parameters

- **hit** (`macsypy.hit.CoreHit` object) – a match between a hmm profile and a replicon
- **gene_ref** (`macsypy.gene.ModelGene` object) – The `ModelGene` link to this hit. The `ModelGene` have the same name than the `CoreGene`. But one hit can be link to several `ModelGene` (several `Model`). To know for what gene this hit play role use the `macsypy.gene.ModelGene.alternate_of()`

hit.gene_ref.alternate_of()

- **gene_status** (`macsypy.gene.GeneStatus` object) –

__lt__(other)

Return self<value.

__str__()

Return str(self).

__weakref__

list of weak references to the object (if defined)

property hit

Returns

The `CoreHit` below this `ModelHit`

Return type*macsypy.hit.CoreHit* object**property loner****Returns**

True if the hit represent a *loner* *macsypy.Gene.ModelGene*, False otherwise. A True Loner is a hit representing a gene with the attribute loner and which does not include in a cluster.

- a hit representing a loner gene but include in a cluster is not a true loner
- a hit which is not include with other gene in a cluster but does not represent a gene loner is not a True loner (This situation may append when `min_genes_required = 1`)

Return type

bool

property multi_model**Returns**

True if the hit represent a *multi_model* *macsypy.Gene.ModelGene*, False otherwise.

Return type

bool

property multi_system**Returns**

True if the hit represent a *multi_system* *macsypy.Gene.ModelGene*, False otherwise.

Return type

bool

AbstractCounterpartHit

```
class macsypy.hit.AbstractCounterpartHit(hit, gene_ref=None, gene_status=None, counterpart=None)
```

Abstract Class to handle ModelHit wit equivalent for instance Loner or MultiSystem hit

```
__init__(hit, gene_ref=None, gene_status=None, counterpart=None)
```

Parameters

- **hit** (*macsypy.hit.CoreHit* object) – a match between a hmm profile and a replicon
- **gene_ref** (*macsypy.gene.ModelGene* object) – The ModelGene link to this hit The ModeleGene have the same name than the CoreGene But one hit can be link to several ModelGene (several Model) To know for what gene this hit play role use the *macsypy.gene.ModelGene.alternate_of()*

hit.gene_ref.alternate_of()

- **gene_status** (*macsypy.gene.GeneStatus* object) –

```
__str__()
```

Return str(self).

property counterpart**Returns**

The set of hits that can play the same role

property loner**Returns**

True if the hit represent a *loner* `macsypy.Gene.ModelGene`, False otherwise. A True Loner is a hit representing a gene with the attribute loner and which does not include in a cluster.

- a hit representing a loner gene but include in a cluster is not a true loner
- a hit which is not include with other gene in a cluster but does not represent a gene loner is not a True loner (This situation may append when `min_genes_required = 1`)

Return type

bool

property multi_system**Returns**

True if the hit represent a *multi_system* `macsypy.Gene.ModelGene`, False otherwise.

Return type

bool

Loner

class `macsypy.hit.Loner`(*hit*, *gene_ref=None*, *gene_status=None*, *counterpart=None*)

Handle hit which encode for a gene tagged as loner and which not clustering with other hit.

__init__(*hit*, *gene_ref=None*, *gene_status=None*, *counterpart=None*)

hit that is outside a cluster, the *gene_ref* is a loner

Parameters

- **hit** (`macsypy.hit.CoreHit` object) – a match between a hmm profile and a replicon
- **gene_ref** (`macsypy.gene.ModelGene` object) – The ModelGene link to this hit The ModelGene have the same name than the CoreGene But one hit can be link to several ModelGene (several Model) To know for what gene this hit play role use the `macsypy.gene.ModelGene.alternate_of()`

`hit.gene_ref.alternate_of()`

- **gene_status** (`macsypy.gene.GeneStatus` object) –
- **counterpart** (list of `macsypy.hit.CoreHit`) – the other occurrence of the gene or exchangeable in the replicon

property loner**Returns**

True if the hit represent a *loner* `macsypy.Gene.ModelGene`, False otherwise. A True Loner is a hit representing a gene with the attribute loner and which does not include in a cluster.

- a hit representing a loner gene but include in a cluster is not a true loner
- a hit which is not include with other gene in a cluster but does not represent a gene loner is not a True loner (This situation may append when `min_genes_required = 1`)

Return type

bool

MultiSystem

class `macsypy.hit.MultiSystem`(*hit*, *gene_ref*=None, *gene_status*=None, *counterpart*=None)

Handle hit which encode for a gene tagged as loner and which not clustering with other hit.

__init__(*hit*, *gene_ref*=None, *gene_status*=None, *counterpart*=None)

hit that is outside a cluster, the *gene_ref* is a loner

Parameters

- **hit** (`macsypy.hit.CoreHit` object) – a match between a hmm profile and a replicon
- **gene_ref** (`macsypy.gene.ModelGene` object) – The ModelGene link to this hit The ModelGene have the same name than the CoreGene But one hit can be link to several ModelGene (several Model) To know for what gene this hit play role use the `macsypy.gene.ModelGene.alternate_of()`

`hit.gene_ref.alternate_of()`

- **gene_status** (`macsypy.gene.GeneStatus` object) –
- **counterpart** (list of `macsypy.hit.CoreHit`) – the other occurrence of the gene or exchangeable in the replicon

property `multi_system`

Returns

True if the hit represent a *multi_system* `macsypy.gene.ModelGene`, False otherwise.

Return type

bool

LonerMultiSystem

class `macsypy.hit.LonerMultiSystem`(*hit*, *gene_ref*=None, *gene_status*=None, *counterpart*=None)

Handle hit which encode for a gene

- gene tagged as multi-system
- and gene tagged as loner also
- and the hit do not clustering with other hits.

__init__(*hit*, *gene_ref*=None, *gene_status*=None, *counterpart*=None)

hit that is outside a cluster, the *gene_ref* is loner and *multi_system*

Parameters

- **hit** (`macsypy.hit.CoreHit` | `macsypy.hit.ModelHit` | `macsypy.hit.MultiSystem` object) – a match between a hmm profile and a replicon
- **gene_ref** (`macsypy.gene.ModelGene` object) – The ModelGene link to this hit The ModelGene have the same name than the CoreGene But one hit can be link to several ModelGene (several Model) To know for what gene this hit play role use the `macsypy.gene.ModelGene.alternate_of()`

`hit.gene_ref.alternate_of()`

- **gene_status** (`macsypy.gene.GeneStatus` object) –

- **counterpart** (list of `macsypy.hit.CoreHit`) – the other occurrence of the gene or exchangeable in the replicon

HitWeight

class `macsypy.hit.HitWeight`(*itself: float = 1, exchangeable: float = 0.8, mandatory: float = 1, accessory: float = 0.5, neutral: float = 0, out_of_cluster: float = 0.7*)

The weight to compute the cluster and system score see user documentation macsyfinder fonctionning for further details by default

- `itself = 1`
- `exchangeable = 0.8`
- `mandatory = 1`
- `accessory = 0.5`
- `neutral = 0`
- `out_of_cluster = 0.7`

__delattr__(*name*)

Implement `delattr(self, name)`.

__eq__(*other*)

Return `self==value`.

__hash__()

Return `hash(self)`.

__init__(*itself: float = 1, exchangeable: float = 0.8, mandatory: float = 1, accessory: float = 0.5, neutral: float = 0, out_of_cluster: float = 0.7*) → None

__repr__()

Return `repr(self)`.

__setattr__(*name, value*)

Implement `setattr(self, name, value)`.

__weakref__

list of weak references to the object (if defined)

get_best_hit_4_func

`macsypy.hit.get_best_hit_4_func`(*function, hits, key='score'*)

select the best Loner among several ones encoding for same function

- `score`
- `i_value`
- `profile_coverage`

Parameters

- **function** (*str*) – the name of the function fulfill by the hits (all hits must have same function)

- **hits** (sequence of *macsypy.hit.ModelHit* object) – the hits to filter.
- **key** (*str*) – The criterion used to select the best hit ‘score’, ‘i_evalue’, ‘profile_coverage’

Returns

the best hit

Return type

macsypy.hit.ModelHit object

sort_model_hits

macsypy.hit.sort_model_hits(*model_hits*)

Sort *macsypy.hit.ModelHit* per function

Parameters

model_hits – a sequence of *macsypy.hit.ModelHit*

Returns

dict {str function name: [model_hit, ...] }

compute_best_MSHit

macsypy.hit.compute_best_MSHit(*ms_registry*)

Parameters

ms_registry –

Returns**get_best_hits**

macsypy.hit.get_best_hits(*hits*, *key*='score')

If several hits match the same protein, keep only the best match based either on

- score
- i_evalue
- profile_coverage

Parameters

- **hits** ([*macsypy.hit.CoreHit* object, ...]) – the hits to filter, all hits must match the same protein.
- **key** (*str*) – The criterion used to select the best hit ‘score’, ‘i_evalue’, ‘profile_coverage’

Returns

the list of the best hits

Return type

[*macsypy.hit.CoreHit* object, ...]

cluster

A cluster is an ordered set of hits related to a model which satisfy the model distance constraints.

cluster API reference

cluster

class `macsypy.cluster.Cluster`(*hits*, *model*, *hit_weights*)

Handle hits relative to a model which collocates

__contains__(*v_hit*)

Parameters

v_hit (`macsypy.hit.ModelHit` object) – The hit to test

Returns

True if the hit is in the cluster hits, False otherwise

__init__(*hits*, *model*, *hit_weights*)

Parameters

- **hits** ([`macsypy.hit.CoreHit` | `macsypy.hit.ModelHit`, ...]) – the hits constituting this cluster
- **model** (`macsypy.model.Model`) – the model associated to this cluster

__str__()

Returns

a string representation of this cluster

__weakref__

list of weak references to the object (if defined)

_check_replicon_consistency()

Raise

MacsypyError if all hits of a cluster are NOT related to the same replicon

fulfilled_function(**genes*)

Parameters

gene – The genes which must be tested.

Returns

the common functions between genes and this cluster.

Return type

set of string

property functions

Returns

The set of functions encoded by this cluster *function* mean gene name or reference gene name for exchangeables genes for instance

<model vers="2.0">

<gene a presence="mandatory"/> <gene b presence="accessory"/>

```
<exchangeable>
  <gene c />
</exchangeable>

<gene/>

</model>

the functions for a cluster corresponding to this model will be { 'a' , 'b' }
```

Return type

frozenset

property hit_weights**Returns**

the different weight for the hits used to compute the score

Return type*macsyphy.hit.HitWeight***property loner****Returns**

True if this cluster is made of only some hits representing the same gene and this gene is tag as loner False otherwise: - contains several hits coding for different genes - contains one hit but gene is not tag as loner (max_gene_required = 1)

merge(cluster, before=False)

merge the cluster in this one. (do it in place)

Parameters

- **cluster** (*macsyphy.cluster.Cluster* object) –
- **before** (*bool*) – If False the hits of the cluster will be add at the end of this one, Otherwise the cluster hits will be inserted before the hits of this one.

Returns

None

Raises*MacsyphyError* – if the two clusters have not the same model**property multi_system****Returns**

True if this cluster is made of only one hit representing a multi_system gene False otherwise:

- contains several hits
- contains one hit but gene is not tag as loner (max_gene_required = 1)

replace(old, new)

replace hit old in this cluster by new one. (work in place)

Parameters

- **old** (*macsyphy.hit.ModelHit* object.) – the hit to replace
- **new** (*macsyphy.hit.ModelHit* object.) – the new hit

Returns

None

property replicon_name**Returns**

The name of the replicon where this cluster is located

Return type

str

property score**Returns**

The score for this cluster

Return type

float

build_clusters

`macsypy.cluster.build_clusters(hits, rep_info, model, hit_weights)`

From a list of filtered hits, and replicon information (topology, length), build all lists of hits that satisfied the constraints:

- `max_gene_inter_space`
- `loner`
- `multi_system`

If Yes create a cluster A cluster contains at least two hits separated by less or equal than `max_gene_inter_space` Except for loner genes which are allowed to be alone in a cluster

Parameters

- **hits** (list of `macsypy.hit.ModelHit` objects) – list of filtered hits
- **rep_info** (`macsypy.Indexes.RepliconInfo` object) – the replicon to analyse
- **model** (`macsypy.model.Model` object) – the model to study

Returns

list of regular clusters, the special clusters (loners not in cluster and multi systems)

Return type

tuple with 2 elements

- `true_clusters` which is list of `Cluster` objects
- `true_loners`: a dict { str function: :class:macsypy.hit.Loner | :class:macsypy.hit.LonerMultiSystem object }

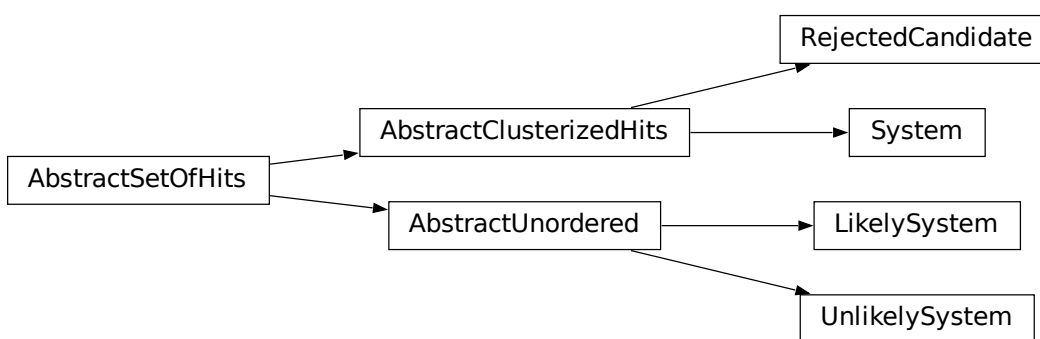
system

This module classes and functions which a given set of hits and a model compute if this set satisfy the model or not

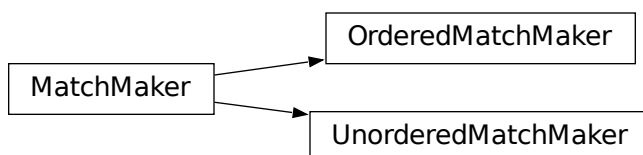
The object which check the compliance of hits to a model is MatchMaker which have 2 sub-classes for ordered and unordered replicons

MatchMaker.match method link hit to a model (`macsypy.hit.ValidHit`) and then check if these valid hit satisfy the quorum constraints defined in the model. According this it instantiate a `macsypy.system.System` or `macsypy.system.RejectedCandidate` for ordered replicons or `macsypy.system.LikelySystem` or `macsypy.system.UnlikelySystem` for unordered replicons

below the inheritance diagram:



Warning: The abstract class `macsypy.system.AbstractSetOfHits` is controlled by the metaclass `macsypy.system.MetaSetOfHits` which inject on the fly several private attributes and public properties (see more in `macsypy.system.MetaSetOfHits` documentation)



system reference api

MatchMaker

class `macsypy.system.MatchMaker(model)`

Is an abstract class for (Odered/Unordered)MatchMaker the *match* class method must be implemented in concrete classes

__init__(*model*)

__weakref__

list of weak references to the object (if defined)

_create_exchangeable_map(*genes*)

create a map between an exchangeable (formly homolog or analog) gene name and it's gene reference

Parameters

genes (list of *macsypy.gene.ModelGene* objects) – The genes to get the exchangeable genes

Return type

a dict with keys are the exchangeable gene_name and the value the reference gene

present_genes()

Returns

the lists of genes name in model which are present in the replicon (included exchangeable)

Return type

tuple of 4 lists for mandatory, accessory, neutral and forbidden ([str gene_name, ...], [str gene_name], [str gene_name], [str gene_name])

sort_hits_by_status(*hits*)

sort *macsypy.hit.ModelHit* according the the status of the gene the hit code for.

Parameters

hits – list of *macsypy.hit.ModelHit* object

Returns

the valid hits according their status

Return type

a tuple of 4 lists

- *macsypy.hit.ModelHit* for MANDATORY genes
- *macsypy.hit.ModelHit* for ACCESSORY genes
- *macsypy.hit.ModelHit* for NEUTRAL genes
- *macsypy.hit.ModelHit* for FORBIDDEN genes

OrderedMatchMaker

```
class macsypy.system.OrderedMatchMaker(model, redundancy_penalty)
    check if a set of hits match the quorum for ordered replicons (ordered_replicon or gembase)
    __init__(model, redundancy_penalty)
    match(clusters)
        Check a set of clusters fill model constraints. If yes create a macsypy.system.System otherwise create
        a macsypy.cluster.RejectedCandidate.

    Parameters
        clusters (list of macsypy.cluster.Cluster objects) – The list of cluster to check if fit
        the model

    Returns
        either a System or a RejectedCandidates

    Return type
        macsypy.system.System or macsypy.system.RejectedCandidate object
```

UnorderedMatchMaker

```
class macsypy.system.UnorderedMatchMaker(model)
    match(hits)

    Parameters
        hits –

    Returns
```

HitSystemTracker

```
class macsypy.system.HitSystemTracker(systems)
    track in which system is implied each hit
    __init__(systems)
    __weakref__
        list of weak references to the object (if defined)
```

MetaSetOfHits

```
class macsypy.system.MetaSetOfHits(name, bases, namespace, /, **kwargs)
    This metaclass control the AbstractSetOfHits class creation. In this metaclass we inject on the fly several at-
    tributes and properties two private attributes and one public property corresponding to each value of _sup-
    ported_status class attribute defined in the concrete classes. for instance for System class

    •the attributes
        – self._mandatory
        – self._mandatory_occ
        – self._accessory
```

- self._accessory_occ
- self._neutral
- self._neutral_occ

•and the properties

- mandatory
- accessory
- neutral

are automatically injected

The value for attributes `_<status>_occ` are filled by the *count* method which is defined in `AbstractSetOfHits`

__call__(*args, **kwargs)

Call self as a function.

getter_maker()

Create a property which allow to access to the gene corresponding of the cat of the model

Parameters

cat (str) – the type of gene category to which we create the getter

Returns

unbound method

AbstractSetOfHits

class `macsypy.system.AbstractSetOfHits(*args, **kwargs)`

Is the mother class of `System`, `RejectedCandidates`, `LikelySystems` `UnlikelySystem`, ...

__init__(model)

__weakref__

list of weak references to the object (if defined)

count()

fill structures one for supported status mandatory, accessory, ... each structure count how many hit for each gene of the model `mandatory_occ = { gene_name : [ModelHit, ...] :return: None`

property position

Returns

The position of the first and last hit, excluded the hit coding for loners. If the system is composed only by loners, used loners to compute position

Return type

tuple (start: int, end:int)

property replicon_name

Returns

The name of the replicon

Return type

str

property wholeness**Returns**

a score indicating the genes ratio of the model which have at least one hit by default full system is mandatory + accessory ('neutral' genes do not count) but for special corner case it can be sepcified in model definition (xml) or on the command line

Return type

float

AbstractClusterizedHits

```
class macsypy.system.AbstractClusterizedHits(*args, **kwargs)
```

```
__init__(model, clusters)
```

```
fulfilled_function(*genes)
```

Parameters

gene – The genes which must be tested.

Returns

the common functions between genes and this system.

Return type

set of string

System

```
class macsypy.system.System(*args, **kwargs)
```

Modelize as system. a system is an occurrence of a given model on a replicon.

```
__init__(model, clusters, redundancy_penalty=1.5)
```

Parameters

- **model** (*macsypy.model.Model* object) – The model which has ben used to build this system
- **clusters** (list of *macsypy.cluster.Cluster* objects) – The list of cluster that form this system

```
__str__()
```

Return str(self).

```
get_hits_encoding_multisystem()
```

Returns

The hits coddng for a gene tagged as multi system

Return type

set of *macsypy.hit.ModelHit* object

```
get_loners()
```

Returns

The True Loners (Loner which not colocalize with an other hit) belonging to the systems

Return typeset of *macsypy.hit.Loner* object**get_multisystems()****Returns**

The MultiSystem hit (comming from out system (other cluster or loner) and tag as multisystem)

Return typeset of *macsypy.hit.MultiSystem* | *macsypy.hit.LonerMultiSystem* object**property hits****Returns**

The list of all hits that compose this system

Return type[*macsypy.hit.ValidHits*, ...]**is_compatible(*other*)****Parameters****other** (*macsypy.system.System* object) – the other systems to test compatibility**Returns**True if other system is compatible with this one. False otherwise. Two systems are compatible if they do not share *macsypy.hit.CoreHit* except hit corresponding to a multi_system gene in the model.

Note: This method is used to compute the best combination of systems.

property loci_nb**Returns**

The number of loci of this system (loners are not considered)

Return type

int >= 0

property loci_num**Returns**

the number of the corresponding locus for each cluster the cluster made of only one Loner are not considered as a loci so these clusters have a negative locus_num

Return type

list of int

property multi_loci**Returns**

True if the systems is encoded in multiple loci. False otherwise

Return type

bool

occurrence()

sometimes several systems collocates so they form only one cluster so macsyfinder build only one system the occurrence is an indicator of how many systems are it's based on the number of occurrence of each mandatory genes The multi_system genes are not take in account.

Returns

a predict number of biologic systems

property score**Returns**

a score take in account * if a hit match for the gene or it is an exchangeable gene * if a hit is duplicated and already present in the system or the cluster * if a hit match for mandatory/accessory gene of the model

Return type

float

RejectedCandidate

class macsy.py.system.**RejectedCandidate**(*args, **kwargs)

Handle a set of clusters which has been rejected during the `macsy.py.system.match()` step This clusters (can be one) does not fill the requirements or contains forbidden genes.

__init__(*model, clusters, reasons*)

Parameters

- **model** (*macsy.py.model.Model* object) –
- **clusters** (list of *macsy.py.cluster.Cluster* objects) – list of clusters. These Clusters should be created with *macsy.py.cluster.Cluster* of *macsy.py.hit.ModelHit* objects
- **reasons** (*list of string*) – the reason why these clusters have been rejected

__str__()

Returns

a string representation of this RejectedCandidates

property hits**Returns**

The list of all hits that compose this system

Return type

[*macsy.py.hit.ModelHit*, ...]

AbstractUnordered

class macsy.py.system.**AbstractUnordered**(*args, **kwargs)

Technical abstract class to factorize code share between LikelySystem and UnlikelySystem

__init__(*model, mandatory_hits, accessory_hits, neutral_hits, forbidden_hits*)

property accessory_hits**Returns**

The list of accessory hits

Return type

list of *macsypy.hit.ModelHit* objects

property allowed_hits**Returns**

The list of allowed (mandatory, accessory, neutral) hits

Return type

list of *macsypy.hit.ModelHit* objects

property forbidden_hits**Returns**

The list of forbidden hits

Return type

list of *macsypy.hit.ModelHit* objects

property hits**Returns**

The list of all hits sorted by their position

Return type

list of *macsypy.hit.ModelHit* objects

property mandatory_hits**Returns**

The list of mandatory hits

Return type

list of *macsypy.hit.ModelHit* objects

property neutral_hits**Returns**

The list of neutral hits

Return type

list of *macsypy.hit.ModelHit* objects

LikelySystem

```
class macsypy.system.LikelySystem(*args, **kwargs)
```

” Handle components that fill the quorum requirements defined in model. with no idea about genetic organization (gene cluster) so we cannot take in account forbidden genes

```
__str__()
```

Returns

a string representation of this LikelySystem

UnlikelySystem

class `macsypy.system.UnlikelySystem(*args, **kwargs)`

Handle components that not fill the quorum requirements defined in model.

__init__(*model, mandatory_hits, accessory_hits, neutral_hits, forbidden_hits, reasons*)

Parameters

- **model** (*macsypy.model.Model* object) – The model which has ben used to build this system
- **mandatory_hits** (list of *macsypy.hit.ModelHit* objects) – The list of mandatory hits (encode for a gene tagged as mandatory)
- **accessory_hits** (list of *macsypy.hit.ModelHit* objects) – The list of accessory hits (encode for a gene tagged as accessory)
- **neutral_hits** (list of *macsypy.hit.ModelHit* objects) – The list of neutral hits (encode for a gene tagged as neutral)
- **forbidden_hits** (list of *macsypy.hit.ModelHit* objects) – The list of hits that are forbidden
- **reasons** (*List of str*) – the reasons why this set of hits has been rejected

__str__()

Returns

a string representation of this UnlikelySystem

property reasons

Returns

The reasons why it probably not a system

Return type

list of string

report

A “*HMMReport*” object represents the results of a Hmmer program search on a dataset with a hidden Markov model protein profile (see [this section](#)). This object has methods to extract and filter Hmmer raw outputs (see [generated output files](#)), and then build Hits relevant for system detection. For matches selected with the filtering parameters, “*Hit*” objects (`macsypy.HMMReport.Hit`) are built.

report API reference

HMMReport

class `macsypy.report.HMMReport(gene, hmmer_output, cfg)`

Handle the results from the HMM search. Extract a synthetic report from the raw hmmer output, after having applied a hit filtering. This class is an **abstract class**. There are two implementations of this abstract class depending on whether the input sequence dataset is “ordered” (“gembase” or “ordered_replicon” *db_type*) or not (“unordered” *db_type*).

__init__(*gene*, *hmmer_output*, *cfg*)

Parameters

- **gene** (*macsypy.gene.CoreGene* object) – the gene corresponding to the profile search reported here
- **hmmer_output** (*string*) – The path to the raw Hmmer output file
- **cfg** (*macsypy.config.Config* object) – the configuration object

__str__()

Returns

string representation of this report

Return type

str

__weakref__

list of weak references to the object (if defined)

_build_my_db(*hmm_output*)

Build the keys of a dictionary object to store sequence identifiers of hits.

Parameters

hmm_output (*string*) – the path to the hmmsearch output to parse.

Returns

a dictionary containing a key for each sequence id of the hits

Return type

dict

_fill_my_db(*db*)

Fill the dictionary with information on the matched sequences

Parameters

db (*dict*) – the database containing all sequence id of the hits.

abstract _get_replicon_name(*hit_id*)

This method is used by extract method and must be implemented by concrete class

Parameters

hit_id (*str*) – the id of the current hit extract from hmm output.

Returns

The name of the replicon

_hit_start(*line*)

Parameters

line (*string*) – the line to parse

Returns

True if it's the beginning of a new hit in Hmmer raw output files. False otherwise

Return type

boolean.

_parse_hmm_body(*hit_id, gene_profile_lg, seq_lg, coverage_threshold, replicon_name, position_hit, i_value_sel, b_grp*)

Parse the raw Hmmer output to extract the hits, and filter them with threshold criteria selected (“coverage_profile” and “i_value_select” command-line parameters)

Parameters

- **hit_id** (*str*) – the sequence identifier
- **gene_profile_lg** (*int*) – the length of the profile matched
- **coverage_threshold** (*float*) – the minimal coverage of the profile to be reached in the Hmmer alignment for hit selection.
- **replicon_name** (*str*) – the identifier of the replicon
- **position_hit** (*int*) – the rank of the sequence matched in the input dataset file
- **i_value_sel** (*float*) – the maximal i-value (independent value) for hit selection
- **b_grp** (*list of list of strings*) – the Hmmer output lines to deal with (grouped by hit)

Paramint seq_lg

the length of the sequence

Returns

a sequence of hits

Return type

list of `macsypy.report.CoreHit` objects

_parse_hmm_header(*h_grp*)

Parameters

h_grp (*sequence of string (<itertools._grouper object at 0x7ff9912e3b50>)*) – the sequence of string return by groupby function representing the header of a hit

Returns

the sequence identifier from a set of lines that corresponds to a single hit

Return type

string

best_hit()

Return the best hit among multiple hits

extract()

Parse the output file of hmmer compute from an unordered genes base and produced a new synthetic report file.

save_extract()

Write the string representation of the extract report in a file. The name of this file is the concatenation of the gene name and of the “res_extract_suffix” from the config object

GeneralHMMReport

class macsypy.report.**GeneralHMMReport**(*gene*, *hmmer_output*, *cfg*)

Handle HMM report. Extract a synthetic report from the raw hmmer output. Dedicated to any type of ‘unordered’ datasets.

_get_replicon_name(*hit_id*)

This method is used by extract method and must be implemented by concrete class

Parameters

hit_id (*str*) – the id of the current hit extract from hmmer output.

Returns

The name of the replicon

OrderedHMMReport

class macsypy.report.**OrderedHMMReport**(*gene*, *hmmer_output*, *cfg*)

Handle HMM report. Extract a synthetic report from the raw hmmer output. Dedicated to ‘ordered_replicon’ datasets.

_get_replicon_name(*hit_id*)

This method is used by extract method and must be implemented by concrete class

Parameters

hit_id (*str*) – the id of the current hit extract from hmmer output.

Returns

The name of the replicon

GembaseHMMReport

class macsypy.report.**GembaseHMMReport**(*gene*, *hmmer_output*, *cfg*)

Handle HMM report. Extract a synthetic report from the raw hmmer output. Dedicated to ‘gembase’ format datasets.

_get_replicon_name(*hit_id*)

This method is used by extract method and must be implemented by concrete class

Parameters

hit_id (*str*) – the id of the current hit extract from hmmer output.

Returns

The name of the replicon

... MacSyFinder - Detection of macromolecular systems in protein datasets

using systems modelling and similarity search. Authors: Sophie Abby, Bertrand Néron Copyright © 2014-2023 Institut Pasteur (Paris), and CNRS. See the COPYRIGHT file for details MacsyFinder is distributed under the terms of the GNU General Public License (GPLv3). See the COPYING file for details.

search_genes

manage the parallelization of code which execute *in fine* *hmmsearch* to find the genes constituting the models in the input dataset.

search_genes API reference

search_genes

Manage the hmm step (*hmmsearch* or recover results from previous run) in parallel

`macsypy.search_genes.search_genes(genes, cfg)`

For each gene of the list, use the corresponding profile to perform an Hmmer search, and parse the output to generate a HMMReport that is saved in a file after CoreHit filtering. These tasks are performed in parallel using threads. The number of workers can be limited by `worker_nb` directive in the config object or in the command-line with the “-w” option.

Parameters

- **genes** (list of `macsypy.gene.ModelGene` objects) – the genes to search in the input sequence dataset
- **cfg** (`macsypy.config.Config` object) – the configuration object

`macsypy.search_genes.worker_cpu(genes_nb, cfg)`

Compute the optimum number of worker and cpu per worker The number of worker is set by the user (1 by default 0 means all worker available)

we use one worker per gene if number of workers is greater than number of genes then several cpu can be use by *hmsearch* to speed up the search step

Parameters

- **genes_nb** (`int`) – the number of genes to search
- **cfg** (`macsypy.config.Config` object) – The macsyfinder configuration

Returns

the number of worker and `cpu_per_worker` to use

Return type

tuple (int `worker_nb`, int `cpu_per_worker`)

solution

MacSyFinder find lot of potential systems for the same model, all these systems are saved in “all_systems.xxx” files. This module allow to explore among of all systems which combination seems to be more probable.

solution API reference

Solution

class mcsypy.solution.Solution(*systems*)

Handle Solution, a solution is a set of compatible Systems

when compare solutions we check the following criteria

1. The number of hits
2. The number of systems
3. The average of wholeness
4. The hits position (is used to give predictable output for unit tests)

__eq__(*other*)

Return self==value.

__gt__(*other*)

Return self>value.

__hash__ = None

__init__(*systems*)

__iter__()

Solution allow to iterate over the systems

Returns

generator

__lt__(*other*)

Return self<value.

__weakref__

list of weak references to the object (if defined)

_sorted_systems(*systems*)

sort the systems following the positions of the hits that composed the systems

Parameters

systems (list of mcsypy.system.System objects) – the systems to sort

Returns

a sorted copy of the *systems*

Return type

list of mcsypy.system.System objects

property average_wholeness

The average of the systems wholeness

property hits_number

The sum of the hits of each systems in this solution

property hits_positions

The list of position of all hits of the solution

property score

The score of this solution

property systems

“a sorted list of the *systems* that composed the solution

combine_clusters

`macsypy.solution.combine_clusters(clusters, true_loners, multi_loci=False)`

generate the combinations of clusters, with loners and multi systems

Parameters

- **clusters** (list of `macsypy.cluster.Cluster` object) – the clusters to combines
- **true_loners** (dict the name of the function code by hit gene_ref.alternate_of as key and 1 `macsypy.cluster.Cluster` with the best a `macsypy.hit.Loner` or `macsypy.hit.LonerMultiSystem` hit as value) – the multi-systems hits
- **multi_loci** (*bool*) – True if the model is multi_loci false otherwise

Returns

all available combination of clusters

Return type

List of combination. a combination is a tuple of `macsypy.cluster.Cluster` objects

combine_multisystems

`macsypy.solution.combine_multisystems(rejected_candidates, multi_systems)`

Parameters

- **rejected_candidates** –
- **multi_systems** – sequence of `macsypy.cluster.Cluster` each cluster must be composed of only one `macsypy.hit.MultiSystem` object

Returns

list of cluster combination with teh multisystem

Return type

`[(macsypy.cluster.Cluster cluster1, cluster2, ...), (macsypy.cluster.Cluster cluster3, cluster4, ...)]`

find_best_solutions

`macsypy.solution.find_best_solutions(systems)`

Among the systems choose the combination of systems which does not share `macsypy.hit.CoreHit` and maximize the sum of systems scores

Parameters

systems (list of `macsypy.system.System` object) – the systems to analyse

Returns

the list of list of systems which represent one best solution and the it's score

Return type

tuple of 2 elements the best solution and it's score (`[[macsypy.system.System, ...], [macsypy.system.System, ...]]`, float score) The inner list represent a best solution

serialization

This module is a technical module where we can find the different way to serialize the results:

- the Systems found
- The best solutions (best combination of systems)
- The rejected candidates

SystemSerializer

class `macsypy.serialization.SystemSerializer`

handle the different way to serialize a system

__weakref__

list of weak references to the object (if defined)

TsvSystemSerializer

class `macsypy.serialization.TsvSystemSerializer`

Handle System serialization in tsv format

serialize(*system*, *hit_system_tracker*)

:param *macsypy.system.System* system: The system to serialize. :param *hit_system_tracker*: The *hit_system_tracker* which allow to know for each hit

in which system it is implied.

Returns

a serialisation of this system in tabulated separated value format each line represent a hit and have the following structure:

```
replicon\thit_id\tgene_name\thit_pos\tmodel_fqn\tsys_id\tsys_loci\tlocus_num\
↪tsys_wholeness\tsys_score
\tsys_occ\thit_gene_ref.alternate_of\thit_status\thit_seq_len\thit_i_eval\thit_
↪score\thit_profile_cov
\thit_seq_cov\tit_begin_match\thit_end_match\tcounterpart\tused_in_systems
```

Return type

str

TsvSolutionSerializer

class `macsypy.serialization.TsvSolutionSerializer`

Handle Solution (list of Systems) serialization in tsv format

__weakref__

list of weak references to the object (if defined)

serialize(*solution*, *sol_id*, *hit_system_tracker*)

Parameters

- **solution** (list of `macsypy.system.System` object) – the solution to serialize
- **sol_id** (*int*) – the solution identifier
- **hit_system_tracker** (`macsypy.system.HitSystemTracker` object) –

Returns

a serialisation of this solution (a list of systems) in tabulated separated value format each line represent a hit and have the same structure as system serialization `macsypy.serialization.TsvSystemSerializer.serialize()` but with an extra column `sol_id` which is a technical id to identified the different solutions.

TsvLikelySystemSerializer

class `macsypy.serialization.TsvLikelySystemSerializer`

Handle potential System from unordered replicon serialization in tsv format

serialize(*system*, *hit_system_tracker*)

:param `macsypy.system.LikelySystem` **system**: The likely system to serialize.
Use only for unordered db-type

Parameters

hit_system_tracker (`macsypy.system.HitSystemTracker` object) – The `hit_system_tracker` which allow to know for each hit in which system it is implied.

Returns

a serialisation of this system in tabulated separated value format each line represent a hit and have the following structure:

```
replicon\thit_id\tgene_name\thit_pos\tmodel_fqn\tsys_id\tsys_wholeness  
\thit_gene_ref.alternate_of\thit_status\thit_seq_len\thit_i_eval\thit_score\  
↪thit_profile_cov  
\thit_seq_cov\tit_begin_match\thit_end_match\t$used_in_systems
```

Return type

str

TsvRejectedCandidatesSerializer

class `macsypy.serialization.TsvRejectedCandidatesSerializer`

Serialize Rejected Cluster in tsv format

__weakref__

list of weak references to the object (if defined)

serialize(*candidates*)

Parameters

candidates ([*macsypy.system.RejectedCandidate* object, ...]) – list of rejected candidates to serialize

TsvSpecialHitSerializer

class `macsypy.serialization.TsvSpecialHitSerializer`

Serialize special hits: *macsypy.hit.Loner* and *macsypy.hit.MultiSystem* in tsv format

__weakref__

list of weak references to the object (if defined)

serialize(*best_hits*)

Parameters

best_hits (sequence of *macsypy.hit.Loner* or *macsypy.hit.MultiSystem* objects) – the special hits to serialized

TxtSystemSerializer

class `macsypy.serialization.TxtSystemSerializer`

Handle System serialization in text

serialize(*system*, *hit_system_tracker*)

Returns

a string representation of system readable by human

TxtLikelySystemSerializer

class `macsypy.serialization.TxtLikelySystemSerializer`

Handle System serialization in text

serialize(*system*, *hit_system_tracker*)

:param *macsypy.system.LikelySystem* **system**: The likely system to serialize.
Use only for unordered db-type

Parameters

hit_system_tracker (*macsypy.system.HitSystemTracker* object) – The hit_system_tracker which allow to know for each hit in which system it is implied.

Returns

a string representation of system readable by human

TxtUnikelySystemSerializer

class macsypy.serialization.TxtUnikelySystemSerializer

Handle System serialization in text

serialize(*system*)

Parameters

system (*macsypy.system.UnlikelySystem* object) – The unlikely system to serialize.
(used only if db-type is “unordered_replicon”)

Returns

a string representation of system readable by human

database

The “database” object handles the indexes of the sequence dataset in fasta format, and other useful information on the input dataset.

MacSyFinder needs to have the length of each sequence and its position in the database to compute some statistics on Hmmer hits. Additionally, for ordered datasets (*db_type* = ‘gembase’ or ‘ordered_replicon’), MacSyFinder builds an internal “database” from these indexes to store information about replicons, their begin and end positions, and their topology.

The begin and end positions of each replicon are computed from the sequence file, and the topology from the parsing of the topology file (–topology-file, see *Topology files*).

Thus it also builds an index (with .idx suffix) that is stored in the same directory as the sequence dataset. If this file is found in the same folder than the input dataset, MacSyFinder will use it. Otherwise, it will build it.

The user can force MacSyFinder to rebuild these indexes with the “–idx” option on the command-line.

database API reference

Indexes

class macsypy.database.Indexes(*cfg*)

Handle the indexes for macsyfinder:

- find the indexes required by macsyfinder to compute some scores, or build them.

__init__(*cfg*)

The constructor retrieves the file of indexes in the case they are not present or the user asked for build indexes (–idx) Launch the indexes building.

Parameters

cfg (*macsypy.config.Config* object) – the configuration

__iter__()

Raises

MacsypyError – if the indexes are not build

Returns

an iterator on the indexes

To use it the index must be build.

__weakref__

list of weak references to the object (if defined)

_build_my_indexes(*index_dir*)

Build macsyfinder indexes. These indexes are stored in a file.

The file format is the following:

- the first line is the path of the sequence-db indexed
- one entry per line, with each line having this format:
- sequence id;sequence length;sequence rank

_index_dir(*build=False*)

search where to store(*build=True*) read indexes

Parameters

build (*bool*) – if check the index-dir permissions to write

Returns

The directory where read or write the indexes

Return type

str

Raises

ValueError – if the directory specify by `-index-dir` option does not exists or if `build = True` `index-dir` is not writable

build(*force=False*)

Build the indexes from the sequence data set in fasta format,

Parameters

force (*boolean*) – If True, force the index building even if the index files are present in the sequence data set folder

Returns

the path to the index

Return type

str

find_my_indexes()**Returns**

the file of macsyfinder indexes if it exists in the dataset folder, None otherwise.

Return type

string

RepliconInfo

Module to handle sequences and their indexes

```
class macsypy.database.RepliconInfo(topology, min, max, genes)
    handle information about a replicon

    topology
        The type of replicon topology 'linear or 'circular'

    min
        The position of the last gene of the replicon in the sequence dataset.

    max
        The position of the last gene of the replicon in the sequence dataset.

    genes
        A list of genes belonging to the replicon. Each genes is representing by a tuple (str seq_id, int length)

    genes
        Alias for field number 3

    max
        Alias for field number 2

    min
        Alias for field number 1

    topology
        Alias for field number 0
```

RepliconDB

```
class macsypy.database.RepliconDB(cfg)
    Stores information (topology, min, max, [genes]) for all replicons in the sequence_db the Replicon object must
    be instantiated only for sequence_db of type 'gembase' or 'ordered_replicon'

    __contains__(replicon_name)

        Parameters
            replicon_name (string) – the name of the replicon

        Returns
            True if replicon_name is in the repliconDB, false otherwise.

        Return type
            boolean

    __getitem__(replicon_name)

        Parameters
            replicon_name (string) – the name of the replicon to get information on

        Returns
            the RepliconInfo for the provided replicon_name

        Return type
            RepliconInfo object
```

Raise

KeyError if replicon_name is not in repliconDB

__init__(*cfg*)

Parameters

cfg (*macsypy.config.Config* object) – The configuration object

Note: This class can be instantiated only if the db_type is 'gembase' or 'ordered_replicon'

__weakref__

list of weak references to the object (if defined)

_fill_gembase_min_max(*topology*, *default_topology*)

For each replicon_name of a gembase dataset, it fills the internal dictionary with a namedtuple RepliconInfo

Parameters

- **topology** (*dict*) – the topologies for each replicon (parsed from the file specified with the option `-topology-file`)
- **default_topology** (*string*) – the topology provided by the `config.replicon_topology`

_fill_ordered_min_max(*default_topology=None*)

For the replicon_name of the ordered_replicon sequence base, fill the internal dict with RepliconInfo

Parameters

default_topology (*string*) – the topology provided by `config.replicon_topology`

_fill_topology()

Fill the internal dictionary with min and max positions for each replicon_name of the sequence_db

get(*replicon_name*, *default=None*)

Parameters

- **replicon_name** (*string*) – the name of the replicon to get informations
- **default** (*any*) – the value to return if the replicon_name is not in the RepliconDB

Returns

the RepliconInfo for replicon_name if replicon_name is in the repliconDB, else default. If default is not given, it is set to None, so that this method never raises a KeyError.

Return type

RepliconInfo object

guess_if_really_gembase()

Count the number of replicon with only on sequence if this number is above a threshold may be it's not gembase. for instance the following sequence have id compliant with the gembase id syntax but it's not it only contains one replicon ('ordered_replicon')

```
>1E10S0A0cP00_0010 D GTG TGA 483 2027 Valid dnaA 1545 _PA0001_NP_064721.1_ PA0001 1 483
2027
MSVELWQQCVDLLRDELPSQQFNTWIRPLQVEAEGDELRVYAPNRFVLDW
>0200S001A0c_0P1E0 D ATG TAA 2056 3159 Valid dnaN 1104 _PA0002_NP_064722.1_ PA0002 1
2056 3159
MHFTIQREALLKPLQLVAGVVERRQTLPLVLSNVLLVVEGQQLSLTGTDL
```

```
>0000310E00S0c_1PA D ATG TGA 3169 4278 Valid recF 1110 _PA0003_NP_064723.1_ PA0003 1
3169 4278
MSLTRVSVTA VRNLHPVTLSPSPRINILYGDNGSGKTSVLEAIHLLGLAR
>c_01000A0PS00014E D ATG TGA 4275 6695 Valid gyrB 2421 _PA0004_NP_064724.1_ PA0004 1
4275 6695
MSENNTYDSSSIKVLKGLDAVRKRPGMYIGDTDDGTGLHHMVFEVVDNSI
>07700ES100A0cP01_ C ATG TGA 91521 94826 Valid icmF1 3306 _PA0077_NP_248767.1_ PA0077
1 91521 94826
MQSLAEVSAPDAASVAT
```

Returns

False if most of replicon contains only one sequence, True otherwise

Return type

bool

items()**Returns**

a copy of the RepliconDB as a list of (replicon_name, RepliconInfo) pairs

iteritems()**Returns**

an iterator over the RepliconDB as a list (replicon_name, RepliconInfo) pairs

replicon_infos()**Returns**

a copy of the RepliconDB as list of replicons info

Return type

RepliconInfo instance

replicon_names()**Returns**

a copy of the RepliconDB as a list of replicon_names

fasta_iter

macsypy.database.fasta_iter(*fasta_file*)

Parameters

fasta_file (*file object*) – the file containing all input sequences in fasta format.

Author

<http://biostar.stackexchange.com/users/36/brentp>

Returns

for a given fasta file, it returns an iterator which yields tuples (string id, string comment, int sequence length)

Return type

iterator

errors

The errors specific to macsyfinder and macsydata

error API reference

error

Manage MacSyFinder specific errors

exception `macsypy.error.EmptyFileError`

Raised when fasta file does not contains sequences

exception `macsypy.error.MacsyDataLimitError`

Raised when the maximum number of github api call is reached

exception `macsypy.error.MacsydataError`

Raised when error is encounter during model package handling

exception `macsypy.error.MacsypyError`

The base class for MacSyFinder specific exceptions.

__weakref__

list of weak references to the object (if defined)

exception `macsypy.error.ModelInconsistencyError`

Raised when a definition model is not consistent.

exception `macsypy.error.OptionError`

Raised when command line option is not set properly

exception `macsypy.error.SystemDetectionError`

Raised when the detection of systems from Hits encountered a problem.

exception `macsypy.error.Timeout`

Raised when best solution reach the timeout

utils

Here some useful functions in the rest of macsyfinder code

utils API reference

`get_def_to_detect`

`macsypy.utils.get_def_to_detect(models, model_registry)`

Parameters

- **models** (list of tuple with the following structure: `[('model_fqn', ('def1', 'def2', ...)), ('model_2', ('def1', ...)), ...]`) – the list of models to detect as returned by `config.models`.

- **model_registry** (*macsypy.registries.ModelRegistry* object.) – the models registry for this run.

Returns

the definitions to parse

Return type

list of *macsypy.registries.DefinitionLocation* objects

Raises

ValueError – if a model name provided in models is not in model_registry.

get_replicon_names

`macsypy.utils.get_replicon_names(genome_path, db_type)`

threads_available

`macsypy.utils.threads_available()`

Returns

The maximal number of threads available. It's nice with cluster scheduler or linux. On Mac it use the number of physical cores

Return type

int

parse_time

`macsypy.utils.parse_time(user_time)`

parse user friendly time and return it in seconds user time supports units as s h m d for sec min hour day or a combination of them 1h10m50s means 1 hour 10 minutes 50 seconds all terms will be converted in seconds and added

Parameters

user_time (*int or str*) –

Returns

seconds

Return type

int

Raise

ValueError if user_time is not parseable

package

Allow to handles model package either on localhost or from a remote location. the model packages can be stored in github organization to be downloaded and installed locally. The classes below are used by *macsydata*, which is the entry point to manipulate models package.

package API reference

AbstractModelIndex

class `macsypy.package.AbstractModelIndex(*args, **kwargs)`

This the base class for ModelIndex. This class cannot be implemented, it must be subclassed

__init__(*cache: str* = "")

static **__new__**(*cls, *args, **kwargs*)

__weakref__

list of weak references to the object (if defined)

unarchive_package(*path: str*) → str

Unarchive and uncompress a package under *<remote cache>/<organization name>/<package name>/<vers>/<package name>*

Parameters

path (*str*) –

Returns

The path to the package

LocalModelIndex

class `macsypy.package.LocalModelIndex(*args, **kwargs)`

It allow to manage installation from a local package (tarball)

__init__(*cache=None*) → None

RemoteModelIndex

class `macsypy.package.RemoteModelIndex(*args, **kwargs)`

This class allow to interact with ModelIndex on github

__init__(*org: str* = 'macsy-models', *cache=None*) → None

Parameters

org – The name of the organization on github where are stored the models

_url_json(*url: str*) → Dict

Get the url, deserialize the data as json

Parameters

url (*str*) – the url to download

Returns

the json corresponding to the response url

download(*pack_name*: str, *vers*: str, *dest*: str = None) → str

Download a package from a github repos and save it as <remote cache>/<organization name>/<package name>/<vers>.tar.gz

Parameters

- **pack_name** (str) – the name of the package to download
- **vers** (str) – the version of the package to download
- **dest** (str) – The path to the directory where save the package This directory must exists
If dest is None, the macsyfinder cache will be used

Returns

The package archive path.

get_metadata(*pack_name*: str, *vers*: str = 'latest') → Dict

Fetch the metadata_path from a remote package

Parameters

- **pack_name** (str) – The package name
- **vers** (str) – The package version

Returns

the metadata_path corresponding to this package/version

Return type

dictionary corresponding of the yaml parsing of the metadata_path file.

list_package_vers(*pack_name*: str) → List[str]

List all available versions from github model repos for a given package

Parameters

pack_name (str) – the name of the package

Returns

the list of the versions

list_packages() → List[str]

list all model packages available on a model repos

Returns

The list of package names.

remote_exists() → bool

check if the remote exists and is an organization

Returns

True if the Remote url point to a github Organization, False otherwise

Package

class `macsypy.package.Package(path: str)`

This class Modelize a package of Models a package is a directory with the name of the models family it must contains at least - a subdirectory definitions - a subdirectory profiles - a file metadata.yml it is also recommended to add a file for licensing and copyright and a README. for further explanation see TODO

__init__(path: str) → None

Parameters

path (str) – The of the package root directory

__weakref__

list of weak references to the object (if defined)

_check_metadata() → Tuple[List[str], List[str]]

Check the QA of package metadata_path

Returns

errors and warnings

Return type

tuple of 2 lists ([str error_1, ...], [str warning_1, ...])

_check_model_conf() → Tuple[List[str], List[str]]

check if a model configuration file is present in the package (model_conf.xml) if the syntax of this file is good.

Returns

_check_model_consistency() → Tuple[List, List]

check if each xml seems well write, each genes have an associated profile, etc

Returns

_check_structure() → Tuple[List[str], List[str]]

Check the QA structure of the package

Returns

errors and warnings

Return type

tuple of 2 lists ([str error_1, ...], [str warning_1, ...])

_find_readme() → Optional[str]

find the README file

Returns

The path to the README file or None if there is no file.

_load_metadata() → Dict

Open the metadata_path file and de-serialize it's content :return:

check() → Tuple[List[str], List[str]]

Check the QA of this package

help() → str

return the content of the README file

info() → str

Returns

some information about the package

property metadata: Dict

Returns

The parsed metadata as a dict

scripts

There are 4 entry points.

- **macsyfinder:** which is the main scripts
- **macsydata:** which allow to manage the models
- **macsyconfig:** an interactive conversational utility to generate macsyfinder configuration file
- **macsyprofile:** an utility dedicated to modelers which gather information about hmmer output

API reference

macsyfinder

Main entrypoint to macsyfinder

`macsy.py.scripts.macsyfinder._loner_warning(systems)`

Parameters

systems – sequence of systems

Returns

warning for loner which have less occurrences than systems occurrences in which this lone is used except if the loner is also multi system

Return type

list of string

`macsy.py.scripts.macsyfinder._outfile_header(models_fam_name, models_version, skipped_replicons=None)`

Returns

The 2 first lines of each result file

Return type

str

`macsy.py.scripts.macsyfinder._search_in_ordered_replicon(hits_by_replicon, models_to_detect, config, logger)`

Parameters

- **hits_by_replicon** –
- **models_to_detect** –
- **config** –
- **logger** –

Returns

`macsypy.scripts.macsyfinder._search_in_unordered_replicon(hits_by_replicon, models_to_detect, logger)`

Parameters

- **hits_by_replicon** –
- **models_to_detect** –
- **logger** –

Returns

`macsypy.scripts.macsyfinder.get_version_message()`

Returns

the long description of the macsyfinder version

Return type

str

`macsypy.scripts.macsyfinder.likely_systems_to_tsv(models_fam_name, models_version, likely_systems, hit_system_tracker, sys_file)`

print likely systems occurrences (from unordered replicon) in a file in tabulated separated value (tsv) format

Parameters

- **likely_systems** (list of `macsypy.system.LikelySystem` objects) – list of systems found
- **hit_system_tracker** (`macsypy.system.HitSystemTracker` object) – a filled HitSystemTracker.
- **sys_file** (*file object*) – The file where to write down the systems occurrences

Returns

None

`macsypy.scripts.macsyfinder.likely_systems_to_txt(models_fam_name, models_version, likely_systems, hit_system_tracker, sys_file)`

print likely systems occurrences (from unordered replicon) in a file in text human readable format :param likely_systems: list of systems found :type likely_systems: list of `macsypy.system.LikelySystem` objects :param hit_system_tracker: a filled HitSystemTracker. :type hit_system_tracker: `macsypy.system.HitSystemTracker` object :param sys_file: file object :return: None

`macsypy.scripts.macsyfinder.list_models(args)`

Parameters

args (`argparse.Namespace` object) – The command line argument once parsed

Returns

a string representation of all models and submodels installed.

Return type

str

`macsypy.scripts.macsyfinder.loners_to_tsv(models_fam_name, models_version, systems, sys_file)`

get loners from valid systems and save them on file

Parameters

- **systems** (list of *macsypy.system.System* object) – the systems from which the loners are extract
- **sys_file** (*file object open in write mode*) – the file where loners are saved

`macsypy.scripts.macsyfinder.main(args=None, loglevel=None)`

main entry point to MacSyFinder do some check before to launch `main_search_systems()` which is the real function that perform a search

Parameters

- **args** (*List of string*) – the arguments passed on the command line without the program name
- **loglevel** (*a positive int or a string among 'DEBUG', 'INFO', 'WARNING', 'ERROR', 'CRITICAL'*) – the output verbosity

`macsypy.scripts.macsyfinder.multisystems_to_tsv(models_fam_name, models_version, systems, sys_file)`
get multisystems from valid systems and save them on file

Parameters

- **systems** (list of *macsypy.system.System* object) – the systems from which the loners are extract
- **sys_file** (*file object open in write mode*) – the file where multisystems are saved

`macsypy.scripts.macsyfinder.parse_args(args)`

Parameters

args (*List of strings [without the program name]*) – The arguments provided on the command line

Returns

The arguments parsed

Return type

`argparse.Namespace` object.

`macsypy.scripts.macsyfinder.rejected_candidates_to_tsv(models_fam_name, models_version, rejected_candidates, cand_file, skipped_replicons=None)`

print rejected clusters in a file

Parameters

- **rejected_candidates** (list of *macsypy.system.RejectedCandidate* objects) – list of candidates which does not constitute a system
- **cand_file** (*file object*) – The file where to write down the rejected candidates
- **skipped_replicons** (*list of str*) – the replicons name for which msf reach the timeout

Returns

None

`macsypy.scripts.macsyfinder.rejected_candidates_to_txt(models_fam_name, models_version, rejected_candidates, cand_file, skipped_replicons=None)`

print rejected clusters in a file

Parameters

- **rejected_candidates** (list of *macsypy.system.RejectedCandidate* objects) – list of candidates which does not constitute a system
- **cand_file** (*file object*) – The file where to write down the rejected candidates
- **skipped_replicons** (*list of str*) – the replicons name for which msf reach the timeout

Returns

None

`macsypy.scripts.macsyfinder.search_systems(config, model_registry, models_def_to_detect, logger)`

Do the job, this function is the orchestrator of all the macsyfinder mechanics at the end several files are produced containing the results

- `macsyfinder.conf`: The set of variables used to run this job
- `macsyfinder.systems`: The list of the potential systems
- **macsyfinder.rejected_cluster**: The list of all clusters and clusters combination which has been rejected and the reason
- `macsyfinder.log`: the copy of the standard output

Parameters

- **config** (*macsypy.config.Config* object) – The MacSyFinder Configuration
- **model_registry** (*macsypy.registries.ModelRegistry* object) – the registry of all models
- **models_def_to_detect** (list of *macsypy.registries.DefinitionLocation* objects) – the definitions to detect
- **logger** (*colorlog.Logger* object) – The logger use to display information to the user. It must be initialized. see `macsypy.init_logger()`

Returns

the systems and rejected clusters found

Return type

([*macsypy.system.System*, ...], [*macsypy.cluster.RejectedCandidate*, ...])

`macsypy.scripts.macsyfinder.solutions_to_tsv(models_fam_name, models_version, solutions, hit_system_tracker, sys_file, skipped_replicons=None)`

print solution in a file in tabulated format A solution is a set of systems which represents an optimal combination of systems to maximize the score.

Parameters

- **solutions** (list of list of *macsypy.system.System* objects) – list of systems found
- **hit_system_tracker** (*macsypy.system.HitSystemTracker* object) – a filled HitSystemTracker.
- **sys_file** (*file object*) – The file where to write down the systems occurrences
- **skipped_replicons** (*list of str*) – the replicons name for which msf reach the timeout

Returns

None

```
macsypy.scripts.macsyfinder.summary_best_solution(models_fam_name, models_version,  
                                                    best_solution_path, sys_file, models_fqn,  
                                                    replicon_names, skipped_replicons=None)
```

do a summary of best_solution in best_solution_path and write it on out_path a summary compute the number of system occurrence for each model and each replicon .. code-block:: text

```
replicon model_fqn_1 model_fqn_2 .... rep_name_1 1 2 rep_name_2 2 0
```

columns are separated by character

Parameters

- **best_solution_path** (*str*) – the path to the best_solution file in tsv format
- **sys_file** – the file where to save the summary
- **models_fqn** (*list of string*) – the fully qualified names of the models
- **replicon_names** (*list of string*) – the name of the replicons used
- **skipped_replicons** (*list of str*) – the replicons name for which msf reach the timeout

```
macsypy.scripts.macsyfinder.systems_to_tsv(models_fam_name, models_version, systems,  
                                             hit_system_tracker, sys_file, skipped_replicons=None)
```

print systems occurrences in a file in tabulated format

Parameters

- **systems** (*list of `macsypy.system.System` objects*) – list of systems found
- **hit_system_tracker** (*`macsypy.system.HitSystemTracker` object*) – a filled HitSystemTracker.
- **sys_file** (*file object*) – The file where to write down the systems occurrences
- **skipped_replicons** (*list of str*) – the replicons name for which msf reach the timeout

Returns

None

```
macsypy.scripts.macsyfinder.systems_to_txt(models_fam_name, models_version, systems,  
                                             hit_system_tracker, sys_file, skipped_replicons=None)
```

print systems occurrences in a file in human readable format

Parameters

- **systems** (*list of `macsypy.system.System` objects*) – list of systems found
- **hit_system_tracker** (*`macsypy.system.HitSystemTracker` object*) – a filled HitSystemTracker.
- **sys_file** (*file object*) – The file where to write down the systems occurrences
- **skipped_replicons** (*list of str*) – the replicons name for which msf reach the timeout

Returns

None

```
macsypy.scripts.macsyfinder.unlikely_systems_to_txt(models_fam_name, models_version,  
                                                      unlikely_systems, sys_file)
```

print hits (from unordered replicon) which probably does not make a system occurrences in a file in human readable format

Parameters

- **unlikely_systems** – list of `macsypy.system.UnLikelySystem` objects
- **sys_file** (*file object*) – The file where to write down the systems occurrences

Returns

None

macsydata

This is the entryptpoint to the `macsydata` command `macsydata` allow the user to manage the MacSyFinder models

`macsypy.scripts.macsydata._find_all_installed_packages(models_dir=None)` → [*ModelRegistry*](#)

Returns

all models installed

`macsypy.scripts.macsydata._find_installed_package(pack_name, models_dir=None)` →
Optional[[*ModelLocation*](#)]

search if a package names *pack_name* is already installed

Parameters

pack_name – the name of the family model to search

Returns

The model location corresponding to the *pack_name*

Return type

[*macsypy.registries.ModelLocation*](#) object

`macsypy.scripts.macsydata._search_in_desc(pattern: str, remote: RemoteModelIndex, packages: List[str], match_case: bool = False)`

Parameters

- **pattern** – the substring to search packages descriptions
- **remote** – the uri of the macsy-models index
- **packages** – list of packages to search in
- **match_case** – True if the search is case sensitive, False otherwise

Returns

`macsypy.scripts.macsydata._search_in_pack_name(pattern: str, remote: RemoteModelIndex, packages: List[str], match_case: bool = False)` → List[Tuple[str, Dict]]

Parameters

- **pattern** – the substring to search packages names
- **remote** – the uri of the macsy-models index
- **packages** – list of packages to search in
- **match_case** – True if the search is case sensitive, False otherwise

Returns

`macsypy.scripts.macsydata.build_arg_parser()` → `ArgumentParser`

Build argument parser.

Return type

`argparse.ArgumentParser` object

`macsypy.scripts.macsydata.cmd_name(args: Namespace)` → `str`

Return the name of the command being executed (scriptname + operation).

Example

`macsydata uninstall`

Parameters

args (`argparse.Namespace` object) – the arguments passed on the command line

Return type

`str`

`macsypy.scripts.macsydata.do_available(args: Namespace)` → `None`

List Models available on macsy-models :param args: the arguments passed on the command line :return: `None`

`macsypy.scripts.macsydata.do_check(args: Namespace)` → `None`

Parameters

args (`argparse.Namespace` object) – the arguments passed on the command line

Return type

`None`

`macsypy.scripts.macsydata.do_cite(args: Namespace)` → `None`

How to cite an installed model.

Parameters

args (`argparse.Namespace` object) – the arguments passed on the command line

Return type

`None`

`macsypy.scripts.macsydata.do_download(args: Namespace)` → `str`

Download tarball from remote models repository.

Parameters

args (`argparse.Namespace` object) – the arguments passed on the command line

Return type

`None`

`macsypy.scripts.macsydata.do_freeze(args: Namespace)` → `None`

display all models installed with there respective version, in requirement format.

`macsypy.scripts.macsydata.do_help(args: Namespace)` → `None`

Display on stdout the content of readme file if the readme file does nopt exists display a message to the user see `macsypy.package.help()`

Parameters

args (`argparse.Namespace` object) – the arguments passed on the command line (the package name)

Returns

`None`

Raises

ValueError – if the package name is not known.

`macsypy.scripts.macsydata.do_info(args: Namespace) → None`

Show information about installed model.

Parameters

args (`argparse.Namespace` object) – the arguments passed on the command line

Return type

None

`macsypy.scripts.macsydata.do_init_package(args: Namespace) → None`

Create a template for data package

- skeleton for metadata.yml
- definitions directory with a skeleton of models.xml
- profiles directory
- skeleton for README.md file
- COPYRIGHT file (if holders option is set)
- LICENSE file (if license option is set)

Parameters

args – The parsed commandline subcommand arguments

Returns

None

`macsypy.scripts.macsydata.do_install(args: Namespace) → None`

Install new models in macsyfinder local models repository.

Parameters

args (`argparse.Namespace` object) – the arguments passed on the command line

Return type

None

`macsypy.scripts.macsydata.do_list(args: Namespace) → None`

List installed models.

Parameters

args (`argparse.Namespace` object) – the arguments passed on the command line

Return type

None

`macsypy.scripts.macsydata.do_search(args: Namespace) → None`

Search macsy-models for Model in a remote index. by default search in package name, if option -S is set search also in description by default the search is case insensitive except if option -match-case is set.

Parameters

args (`argparse.Namespace` object) – the arguments passed on the command line

Return type

None

`macsypy.scripts.macsydata.do_show_definition(args: Namespace) → None`

display on stdout the definition if only a package or sub-package is specified display all model definitions in the corresponding package or subpackage

for instance

TXSS+/bacterial T6SSii T6SSiii

display models *TXSS+/bacterial/T6SSii* and *TXSS+/bacterial/T6SSiii*

TXSS+/bacterial all or *TXSS+/bacterial*

display all models contains in *TXSS+/bacterial subpackage*

Parameters

args (argparse.Namespace object) – the arguments passed on the command line

Return type

None

`macsypy.scripts.macsydata.do_uninstall(args: Namespace) → None`

Remove models from macsyfinder local models repository.

Parameters

args (argparse.Namespace object) – the arguments passed on the command line

Return type

None

`macsypy.scripts.macsydata.get_version_message()`

Returns

the long description of the macsyfinder version

Return type

str

`macsypy.scripts.macsydata.init_logger(level='INFO', out=True)`

Parameters

- **level** – The logger threshold could be a positive int or string among: 'CRITICAL', 'ERROR', 'WARNING', 'INFO', 'DEBUG'
- **out** – if the log message must be displayed

Returns

logger

Return type

logging.Logger instance

`macsypy.scripts.macsydata.main(args=None) → None`

Main entry point.

Parameters

args (list) – the arguments passed on the command line (before parsing)

Return type

int

`macsypy.scripts.macsydata.verbosity_to_log_level(verbosity: int) → int`

transform the number of -v option in loglevel :param int verbosity: number of -v option on the command line
:return: an int corresponding to a logging level

macsyconfig

Entrypoint for macsyconfig command which generate a MacSyFinder config file

```
class macsypy.scripts.macsyconfig.ConfigParserWithComments(defaults=None, dict_type=<class
    'dict'>, allow_no_value=False, *,
    delimiters=('=', ':'),
    comment_prefixes=(';', '#'),
    inline_comment_prefixes=None,
    strict=True,
    empty_lines_in_values=True,
    default_section='DEFAULT',
    interpolation=<object object>,
    converters=<object object>)
```

Extend ConfigParser to allow comment in serialization

```
add_comment(section, option, comment, comment_nb=count(1), add_space_before=False,
    add_space_after=True)
```

Write a comment in .ini-format (start line with #)

Parameters

- **section** – the name of the section
- **option** (*str*) – the name of the option
- **comment** (*str*) – the comment linked to this option
- **comment_nb** (*int*) – the identifier of the comment by default an integer
- **add_space_before** (*bool*) –
- **add_space_after** (*bool*) –

write(*file*)

Write an .ini-format representation of the configuration state.

Parameters

file (*file*) – the file object where to write the configuration

```
class macsypy.scripts.macsyconfig.Theme(ERROR: str = '\x1b[1m\x1b[31m', WARN: str = '\x1b[33m',
    SECTION: str = '\x1b[35m', RESET: str = '\x1b[0m', RETRY: str =
    '\x1b[33m', QUESTION: str = '\x1b[32m', EMPHASIZE: str =
    '\x1b[1m', EXPLANATION: str = '\x1b[0m', DEFAULT: str =
    '\x1b[1m\x1b[32m')
```

Handle color combination to highlight interactive question

__delattr__(*name*)

Implement delattr(self, name).

__eq__(*other*)

Return self==value.

__hash__()

Return hash(self).

```
__init__(ERROR: str = '\x1b[1m\x1b[31m', WARN: str = '\x1b[33m', SECTION: str = '\x1b[35m', RESET:
    str = '\x1b[0m', RETRY: str = '\x1b[33m', QUESTION: str = '\x1b[32m', EMPHASIZE: str =
    '\x1b[1m', EXPLANATION: str = '\x1b[0m', DEFAULT: str = '\x1b[1m\x1b[32m') → None
```

__repr__()

Return repr(self).

__setattr__(name, value)

Implement setattr(self, name, value).

__weakref__

list of weak references to the object (if defined)

`macsypy.scripts.macsyconfig.ask(question, validator, default=None, expected=None, explanation="", sequence=False, question_color=None, retry=2)`

ask a question on the terminal and return the user response check if the user response is allowed (right type, among allowed values, ...)

Parameters

- **question** (*str*) – The question to prompt to the user on the terminal
- **validator** (a function define in this module starting by `check_`) – what validator to be used to check the user response
- **default** – the default value
- **expected** – the values allowed (can be a list of value)
- **explanation** (*str*) – some explanation about the option
- **sequence** (*bool*) – True if the parameter accept a sequence of value (comma separated values)
- **question_color** (an attribute of `macsypy.scripts.macsyconfig.Theme`) – the color of the question display to the user
- **retry** (*int*) – The number of time to repeat the question if the response is rejected

Returns

the value casted in right type

`macsypy.scripts.macsyconfig.check_bool(raw, default, expected, sequence=False)`

Check if value can be cast in str

Parameters

- **raw** (*str*) – the value return by the user
- **default** (*str*) – the default value for the option
- **expected** – not used here to have the same signature for all `check_`xxx functions

Returns

value

Raises

`MacsyError` – if the value cannot be cast in right type

`macsypy.scripts.macsyconfig.check_choice(raw, default, expected, sequence=False)`

Check if value is in list of expected values

Parameters

- **raw** (*str*) – the value return by the user
- **default** (*str*) – the default value for the option
- **expected** – the allowed vlaues for this option

Returns

value

Raises*MacsyError* – if the value cannot be cast in right type`macsypy.scripts.macsyconfig.check_dir(raw, default, expected, sequence=False)`

Check if value point to a directory

Parameters

- **raw** (*str*) – the value return by the user
- **default** (*str*) – the default value for the option
- **expected** – not used here to have the same signature for all check_xxx functions

Returns

value

Raises*MacsyError* – if the value cannot be cast in right type`macsypy.scripts.macsyconfig.check_exe(raw, default, expected, sequence=False)`

Check if value point to an executable

Parameters

- **raw** (*str*) – the value return by the user
- **default** (*str*) – the default value for the option
- **expected** – not used here to have the same signature for all check_xxx functions

Returns

value

Raises*MacsyError* – if the value cannot be cast in right type`macsypy.scripts.macsyconfig.check_file(raw, default, expected, sequence=False)`

Check if value point to a file

Parameters

- **raw** (*str*) – the value return by the user
- **default** (*str*) – the default value for the option
- **expected** – not used here to have the same signature for all check_xxx functions

Returns

value

Raises*MacsyError* – if the value cannot be cast in right type`macsypy.scripts.macsyconfig.check_float(raw, default, expected, sequence=False)`

Check if value can be cast in float

Parameters

- **raw** (*str*) – the value return by the user
- **default** (*float*) – the default value for the option

- **expected** – not used here to have the same signature for all `check_xxx` functions

Returns

value

Raises

MacsyError – if the value cannot be cast in right type

`macsy.py.scripts.macsyconfig.check_positive_int(raw, default, expected, sequence=False)`

Check if value can be cast in integer ≥ 0

Parameters

- **raw** (*str*) – the value return by the user
- **default** (*int*) – the default value for the option
- **expected** – not used here to have the same signature for all `check_xxx` functions

Returns

value

Raises

MacsyError – if the value cannot be cast in right type

`macsy.py.scripts.macsyconfig.check_str(raw, default, expected, sequence=False)`

Check if value can be cast in str

Parameters

- **raw** (*str*) – the value return by the user
- **default** (*str*) – the default value for the option
- **expected** – not used here to have the same signature for all `check_xxx` functions

Returns

value

Raises

MacsyError – if the value cannot be cast in right type

`macsy.py.scripts.macsyconfig.epilog(path)`

return the text to the user before to start the configuration

`macsy.py.scripts.macsyconfig.main(args=None) → None`

The main entrypoint of the script

Parameters

args –

`macsy.py.scripts.macsyconfig.parse_args(args)`

parse command line

Parameters

args (*list of string*) – the command line arguments

Returns**Return type**

`argparse.Namespace` object

`macsy.py.scripts.macsyconfig.prolog()`

return the text displayed to the user when the configuration file is generated

`macsypy.scripts.macsyconfig.serialize(config, path)`

save the configuration on file

Parameters

- **config** (*ConfigParserWithComments* object) – the config to save
- **path** (*str*) – where to store the configuration

`macsypy.scripts.macsyconfig.set_base_options(config, defaults, use_defaults=False)`

Options for base section

Parameters

- **config** (*ConfigParserWithComments* object) – The config to setup
- **defaults** (*macsypy.config.MacsyDefaults* object) – the macsyfinder defaults values
- **use_defaults** (*bool*) – If True do not ask any question use the defaults values

`macsypy.scripts.macsyconfig.set_general_options(config, defaults, use_defaults=False)`

Options for general section

Parameters

- **config** (*ConfigParserWithComments* object) – The config to setup
- **defaults** (*macsypy.config.MacsyDefaults* object) – the macsyfinder defaults values
- **use_defaults** (*bool*) – If True do not ask any question use the defaults values

`macsypy.scripts.macsyconfig.set_hmmer_options(config, defaults, use_defaults=False)`

Options for hmmer section

Parameters

- **config** (*ConfigParserWithComments* object) – The config to setup
- **defaults** (*macsypy.config.MacsyDefaults* object) – the macsyfinder defaults values
- **use_defaults** (*bool*) – If True do not ask any question use the defaults values

`macsypy.scripts.macsyconfig.set_path_options(config, defaults, use_defaults=False)`

Options for directories section

Parameters

- **config** (*ConfigParserWithComments* object) – The config to setup
- **defaults** (*macsypy.config.MacsyDefaults* object) – the macsyfinder defaults values
- **use_defaults** (*bool*) – If True do not ask any question use the defaults values

`macsypy.scripts.macsyconfig.set_score_options(config, defaults, use_defaults=False)`

Options for scoring section

Parameters

- **config** (*ConfigParserWithComments* object) – The config to setup
- **defaults** (*macsypy.config.MacsyDefaults* object) – the macsyfinder defaults values
- **use_defaults** (*bool*) – If True do not ask any question use the defaults values

`macsypy.scripts.macsyconfig.set_section(sec_name, options, config, defaults, use_defaults=False)`
iter over options of a section ask question for each option and set this option in the config

Parameters

- **sec_name** (*str*) – the name of the section
- **options** (*dict*) – a dictionary with the options to set up for this section
- **config** (*ConfigParserWithComments* object) – The config to fill in.
- **defaults** (*macsypy.config.MacsyDefaults* object) – the macsyfinder defaults values
- **use_defaults** (*bool*) – The user skip this section so use defaults to set in config object

Returns**macsyprofile**

`class macsypy.scripts.macsyprofile.HmmProfile(gene_name, gene_profile_lg, hmmer_output, cfg)`
Handle the HMM output files

`__init__(gene_name, gene_profile_lg, hmmer_output, cfg)`

Parameters

- **gene** (*macsypy.gene.CoreGene* object) – the gene corresponding to the profile search reported here
- **hmmer_output** (*string*) – The path to the raw Hmmer output file
- **cfg** (*macsypy.config.Config* object) – the configuration object

`__weakref__`

list of weak references to the object (if defined)

`_build_my_db(hmm_output: str) → Dict`

Build the keys of a dictionary object to store sequence identifiers of hits.

Parameters

hmmer_output (*string*) – the path to the hmmsearch output to parse.

Returns

a dictionary containing a key for each sequence id of the hits

Return type

dict

`_fill_my_db(macsyfinder_idx: str, db: Dict) → None`

Fill the dictionary with information on the matched sequences

Parameters

- **macsyfinder_idx** (*string*) – the path the macsyfinder index corresponding to the dataset
- **db** (*dict*) – the database containing all sequence id of the hits.

`_hit_start(line: str) → bool`

Parameters

line (*string*) – the line to parse

Returns

True if it's the beginning of a new hit in Hmmer raw output files. False otherwise

Return type

boolean.

_parse_hmm_body(*hit_id*, *gene_profile_lg*, *seq_lg*, *coverage_threshold*, *replicon_name*, *position_hit*, *i_value_sel*, *b_grp*)

Parse the raw Hmmer output to extract the hits, and filter them with threshold criteria selected ("coverage_profile" and "i_value_select" command-line parameters)

Parameters

- **hit_id** (*str*) – the sequence identifier
- **gene_profile_lg** (*int*) – the length of the profile matched
- **coverage_threshold** (*float*) – the minimal coverage of the profile to be reached in the Hmmer alignment for hit selection.
- **replicon_name** (*str*) – the identifier of the replicon
- **position_hit** (*int*) – the rank of the sequence matched in the input dataset file
- **i_value_sel** (*float*) – the maximal i-value (independent value) for hit selection
- **b_grp** (*list of list of strings*) – the Hmmer output lines to deal with (grouped by hit)

Paramint seq_lg

the length of the sequence

Returns

a sequence of hits

Return type

list of `macsypy.report.CoreHit` objects

_parse_hmm_header(*h_grp*) → *str*

Parameters

h_grp (*sequence of string* (<*itertools._grouper* object at 0x7ff9912e3b50>)) – the sequence of string return by groupby function representing the header of a hit

Returns

the sequence identifier from a set of lines that corresponds to a single hit

Return type

string

parse() → List[*LightHit*]

parse a hmm output file and extract all hits and do some basic computation (coverage profile)

Returns

The list of extracted hits

```
class macsypy.scripts.macsyprofile.LightHit(gene_name: str, id: str, seq_length: int, replicon_name: str, position: int, i_eval: float, score: float, profile_coverage: float, sequence_coverage: float, begin_match: int, end_match: int)
```

Handle hmm hits

__eq__(*other*)

Return self==value.

__hash__ = None

__init__(*gene_name: str, id: str, seq_length: int, replicon_name: str, position: int, i_eval: float, score: float, profile_coverage: float, sequence_coverage: float, begin_match: int, end_match: int*) → None

__repr__()

Return repr(self).

__str__() → str

Return str(self).

__weakref__

list of weak references to the object (if defined)

macsypy.scripts.macsyprofile.**get_gene_name**(*path: str, suffix: str*) → str

Parameters

- **path** (*str*) – The path to the hmm output to analyse
- **suffix** (*str*) – the suffix of the hmm output file

Returns

the name of the analysed gene

Return type

str

macsypy.scripts.macsyprofile.**get_profile_len**(*path: str*) → int

Parse the HMM profile to extract the length and the presence of GA bit threshold

Parameters

path (*str*) – The path to the hmm profile used to produced the hmm search output to analyse

Returns

the length, presence of ga bit threshold

Return type

tuple(int length, bool ga_threshold)

macsypy.scripts.macsyprofile.**get_version_message**() → str

Returns

the long description of the macsyfinder version

Return type

str

macsypy.scripts.macsyprofile.**header**(*cmd: List[str]*) → str

Parameters

cmd – the command use dto launch this analyse

Returns

The header of the result file

`macsypy.scripts.macsyprofile.init_logger(level='INFO', out=True)`

Parameters

- **level** – The logger threshold could be a positive int or string among: 'CRITICAL', 'ERROR', 'WARNING', 'INFO', 'DEBUG'
- **out** – if the log message must be displayed

Returns

logger

Return type

logging.Logger instance

`macsypy.scripts.macsyprofile.main(args=None, log_level=None) → None`

main entry point to macsyprofile

Parameters

- **args** (*List of string*) – the arguments passed on the command line without the program name
- **log_level** (*a positive int or a string among 'DEBUG', 'INFO', 'WARNING', 'ERROR', 'CRITICAL'*) – the output verbosity

`macsypy.scripts.macsyprofile.parse_args(args: List[str]) → Namespace`

Parameters

args (*List of strings [without the program name]*) – The arguments provided on the command line

Returns

The arguments parsed

Return type

argparse.Namespace object.

`macsypy.scripts.macsyprofile.verbosity_to_log_level(verbosity: int) → int`

transform the number of -v option in loglevel :param int verbosity: number of -v option on the command line

:return: an int corresponding to a logging level

INDICES AND TABLES

- `genindex`
- `modindex`
- `search`

PYTHON MODULE INDEX

m

- `macsypy.database`, [160](#)
- `macsypy.definition_parser`, [113](#)
- `macsypy.error`, [163](#)
- `macsypy.model_conf_parser`, [105](#)
- `macsypy.scripts.macsyconfig`, [177](#)
- `macsypy.scripts.macsydata`, [173](#)
- `macsypy.scripts.macsyfinder`, [168](#)
- `macsypy.scripts.macsyprofile`, [182](#)
- `macsypy.search_genes`, [152](#)

Symbols

- `__call__()` (*macsypy.system.MetaSetOfHits* method), 143
- `__contains__()` (*macsypy.cluster.Cluster* method), 137
- `__contains__()` (*macsypy.database.RepliconDB* method), 160
- `__contains__()` (*macsypy.gene.GeneBank* method), 121
- `__contains__()` (*macsypy.model.ModelBank* method), 116
- `__delattr__()` (*macsypy.hit.HitWeight* method), 135
- `__delattr__()` (*macsypy.scripts.macsyconfig.Theme* method), 177
- `__eq__()` (*macsypy.hit.CoreHit* method), 128
- `__eq__()` (*macsypy.hit.HitWeight* method), 135
- `__eq__()` (*macsypy.hit.ModelHit* method), 131
- `__eq__()` (*macsypy.model.Model* method), 117
- `__eq__()` (*macsypy.registries.DefinitionLocation* method), 110
- `__eq__()` (*macsypy.registries.ModelLocation* method), 108
- `__eq__()` (*macsypy.scripts.macsyconfig.Theme* method), 177
- `__eq__()` (*macsypy.scripts.macsyprofile.LightHit* method), 183
- `__eq__()` (*macsypy.solution.Solution* method), 153
- `__getitem__()` (*macsypy.database.RepliconDB* method), 160
- `__getitem__()` (*macsypy.gene.GeneBank* method), 121
- `__getitem__()` (*macsypy.model.ModelBank* method), 116
- `__getitem__()` (*macsypy.registries.ModelRegistry* method), 107
- `__gt__()` (*macsypy.hit.CoreHit* method), 130
- `__gt__()` (*macsypy.hit.ModelHit* method), 131
- `__gt__()` (*macsypy.model.Model* method), 117
- `__gt__()` (*macsypy.registries.DefinitionLocation* method), 110
- `__gt__()` (*macsypy.registries.ModelLocation* method), 108
- `__gt__()` (*macsypy.solution.Solution* method), 153
- `__hash__` (*macsypy.registries.ModelLocation* attribute), 108
- `__hash__` (*macsypy.scripts.macsyprofile.LightHit* attribute), 184
- `__hash__` (*macsypy.solution.Solution* attribute), 153
- `__hash__()` (*macsypy.gene.CoreGene* method), 122
- `__hash__()` (*macsypy.gene.ModelGene* method), 122
- `__hash__()` (*macsypy.hit.CoreHit* method), 130
- `__hash__()` (*macsypy.hit.HitWeight* method), 135
- `__hash__()` (*macsypy.hit.ModelHit* method), 131
- `__hash__()` (*macsypy.model.Model* method), 117
- `__hash__()` (*macsypy.registries.DefinitionLocation* method), 110
- `__hash__()` (*macsypy.scripts.macsyconfig.Theme* method), 177
- `__init__()` (*macsypy.cluster.Cluster* method), 137
- `__init__()` (*macsypy.config.Config* method), 100
- `__init__()` (*macsypy.config.MacsyDefaults* method), 100
- `__init__()` (*macsypy.database.Indexes* method), 158
- `__init__()` (*macsypy.database.RepliconDB* method), 161
- `__init__()` (*macsypy.definition_parser.DefinitionParser* method), 113
- `__init__()` (*macsypy.gene.CoreGene* method), 122
- `__init__()` (*macsypy.gene.Exchangeable* method), 125
- `__init__()` (*macsypy.gene.GeneBank* method), 121
- `__init__()` (*macsypy.gene.ModelGene* method), 122
- `__init__()` (*macsypy.hit.AbstractCounterpartHit* method), 132
- `__init__()` (*macsypy.hit.CoreHit* method), 130
- `__init__()` (*macsypy.hit.HitWeight* method), 135
- `__init__()` (*macsypy.hit.Loner* method), 133
- `__init__()` (*macsypy.hit.LonerMultiSystem* method), 134
- `__init__()` (*macsypy.hit.ModelHit* method), 131
- `__init__()` (*macsypy.hit.MultiSystem* method), 134
- `__init__()` (*macsypy.model.Model* method), 117
- `__init__()` (*macsypy.model.ModelBank* method), 116
- `__init__()` (*macsypy.model_conf_parser.ModelConfParser* method), 105
- `__init__()` (*macsypy.package.AbstractModelIndex* method), 165

```

__init__() (macsypy.package.LocalModelIndex
            method), 165
__init__() (macsypy.package.Package method), 167
__init__() (macsypy.package.RemoteModelIndex
            method), 165
__init__() (macsypy.profile.Profile method), 127
__init__() (macsypy.profile.ProfileFactory method),
            126
__init__() (macsypy.registries.DefinitionLocation
            method), 110
__init__() (macsypy.registries.ModelLocation
            method), 108
__init__() (macsypy.registries.ModelRegistry
            method), 107
__init__() (macsypy.report.HMMReport method), 148
__init__() (macsypy.scripts.macsyconfig.Theme
            method), 177
__init__() (macsypy.scripts.macsyprofile.HmmProfile
            method), 182
__init__() (macsypy.scripts.macsyprofile.LightHit
            method), 184
__init__() (macsypy.solution.Solution method), 153
__init__() (macsypy.system.AbstractClusterizedHits
            method), 144
__init__() (macsypy.system.AbstractSetOfHits
            method), 143
__init__() (macsypy.system.AbstractUnordered
            method), 146
__init__() (macsypy.system.HitSystemTracker
            method), 142
__init__() (macsypy.system.MatchMaker method), 141
__init__() (macsypy.system.OrderedMatchMaker
            method), 142
__init__() (macsypy.system.RejectedCandidate
            method), 146
__init__() (macsypy.system.System method), 144
__init__() (macsypy.system.UnlikelySystem method),
            148
__iter__() (macsypy.database.Indexes method), 158
__iter__() (macsypy.gene.GeneBank method), 121
__iter__() (macsypy.model.ModelBank method), 116
__iter__() (macsypy.solution.Solution method), 153
__len__() (macsypy.model.ModelBank method), 116
__len__() (macsypy.profile.Profile method), 127
__lt__() (macsypy.hit.CoreHit method), 130
__lt__() (macsypy.hit.ModelHit method), 131
__lt__() (macsypy.model.Model method), 118
__lt__() (macsypy.registries.DefinitionLocation
            method), 110
__lt__() (macsypy.registries.ModelLocation method),
            108
__lt__() (macsypy.solution.Solution method), 153
__new__() (macsypy.package.AbstractModelIndex static
            method), 165
__repr__() (macsypy.hit.HitWeight method), 135
__repr__() (macsypy.scripts.macsyconfig.Theme
            method), 177
__repr__() (macsypy.scripts.macsyprofile.LightHit
            method), 184
__setattr__() (macsypy.hit.HitWeight method), 135
__setattr__() (macsypy.scripts.macsyconfig.Theme
            method), 178
__str__() (macsypy.cluster.Cluster method), 137
__str__() (macsypy.gene.ModelGene method), 123
__str__() (macsypy.hit.AbstractCounterpartHit
            method), 132
__str__() (macsypy.hit.CoreHit method), 130
__str__() (macsypy.hit.ModelHit method), 131
__str__() (macsypy.model.Model method), 118
__str__() (macsypy.profile.Profile method), 127
__str__() (macsypy.registries.DefinitionLocation
            method), 110
__str__() (macsypy.registries.ModelLocation method),
            108
__str__() (macsypy.registries.ModelRegistry method),
            107
__str__() (macsypy.report.HMMReport method), 149
__str__() (macsypy.scripts.macsyprofile.LightHit
            method), 184
__str__() (macsypy.system.LikelySystem method), 147
__str__() (macsypy.system.RejectedCandidate
            method), 146
__str__() (macsypy.system.System method), 144
__str__() (macsypy.system.UnlikelySystem method),
            148
__weakref__ (macsypy.cluster.Cluster attribute), 137
__weakref__ (macsypy.config.Config attribute), 100
__weakref__ (macsypy.config.MacsyDefaults attribute),
            100
__weakref__ (macsypy.config.NoneConfig attribute),
            105
__weakref__ (macsypy.database.Indexes attribute), 158
__weakref__ (macsypy.database.RepliconDB attribute),
            161
__weakref__ (macsypy.definition_parser.DefinitionParser
            attribute), 113
__weakref__ (macsypy.error.MacsypyError attribute),
            163
__weakref__ (macsypy.gene.CoreGene attribute), 122
__weakref__ (macsypy.gene.GeneBank attribute), 121
__weakref__ (macsypy.gene.ModelGene attribute), 123
__weakref__ (macsypy.hit.CoreHit attribute), 130
__weakref__ (macsypy.hit.HitWeight attribute), 135
__weakref__ (macsypy.hit.ModelHit attribute), 131
__weakref__ (macsypy.model.Model attribute), 118
__weakref__ (macsypy.model.ModelBank attribute),
            116
__weakref__ (macsypy.model_conf_parser.ModelConfParser
            attribute), 116

```

attribute), 105
 __weakref__ (macsypy.package.AbstractModelIndex attribute), 165
 __weakref__ (macsypy.package.Package attribute), 167
 __weakref__ (macsypy.profile.Profile attribute), 127
 __weakref__ (macsypy.profile.ProfileFactory attribute), 126
 __weakref__ (macsypy.registries.DefinitionLocation attribute), 110
 __weakref__ (macsypy.registries.ModelLocation attribute), 108
 __weakref__ (macsypy.registries.ModelRegistry attribute), 107
 __weakref__ (macsypy.report.HMMReport attribute), 149
 __weakref__ (macsypy.scripts.macsyconfig.Theme attribute), 178
 __weakref__ (macsypy.scripts.macsyprofile.HmmProfile attribute), 182
 __weakref__ (macsypy.scripts.macsyprofile.LightHit attribute), 184
 __weakref__ (macsypy.serialization.SystemSerializer attribute), 155
 __weakref__ (macsypy.serialization.TsvRejectedCandidatesSerializer attribute), 157
 __weakref__ (macsypy.serialization.TsvSolutionSerializer attribute), 156
 __weakref__ (macsypy.serialization.TsvSpecialHitSerializer attribute), 157
 __weakref__ (macsypy.solution.Solution attribute), 153
 __weakref__ (macsypy.system.AbstractSetOfHits attribute), 143
 __weakref__ (macsypy.system.HitSystemTracker attribute), 142
 __weakref__ (macsypy.system.MatchMaker attribute), 141
 _build_my_db() (macsypy.report.HMMReport method), 149
 _build_my_db() (macsypy.scripts.macsyprofile.HmmProfile method), 182
 _build_my_indexes() (macsypy.database.Indexes method), 159
 _check_metadata() (macsypy.package.Package method), 167
 _check_model_conf() (macsypy.package.Package method), 167
 _check_model_consistency() (macsypy.package.Package method), 167
 _check_replicon_consistency() (macsypy.cluster.Cluster method), 137
 _check_structure() (macsypy.package.Package method), 167
 _check_syntax() (macsypy.definition_parser.DefinitionParser method), 113
 _config_file_2_dict() (macsypy.config.Config method), 100
 _create_exchangeable_map() (macsypy.system.MatchMaker method), 141
 _create_model() (macsypy.definition_parser.DefinitionParser method), 113
 _fill_gembase_min_max() (macsypy.database.RepliconDB method), 161
 _fill_gene_bank() (macsypy.definition_parser.DefinitionParser method), 114
 _fill_my_db() (macsypy.report.HMMReport method), 149
 _fill_my_db() (macsypy.scripts.macsyprofile.HmmProfile method), 182
 _fill_ordered_min_max() (macsypy.database.RepliconDB method), 161
 _fill_topology() (macsypy.database.RepliconDB method), 161
 _find_all_installed_packages() (in module macsypy.scripts.macsydata), 173
 _find_installed_package() (in module macsypy.scripts.macsydata), 173
 _find_readme() (macsypy.package.Package method), 167
 _get_model_conf_node() (macsypy.model_conf_parser.ModelConfParser method), 106
 _get_model_node() (macsypy.definition_parser.DefinitionParser method), 114
 _get_replicon_name() (macsypy.report.GembaseHMMReport method), 151
 _get_replicon_name() (macsypy.report.GeneralHMMReport method), 151
 _get_replicon_name() (macsypy.report.HMMReport method), 149
 _get_replicon_name() (macsypy.report.OrderedHMMReport method), 151
 _hit_start() (macsypy.report.HMMReport method), 149
 _hit_start() (macsypy.scripts.macsyprofile.HmmProfile method), 182
 _index_dir() (macsypy.database.Indexes method), 159
 _load_metadata() (macsypy.package.Package method), 167
 _loner_warning() (in module macsypy.scripts.macsyfinder), 168

_outfile_header() (in module *macsypy.scripts.macsyfinder*), 168
 _parse_exchangeable() (*macsypy.definition_parser.DefinitionParser* method), 114
 _parse_genes() (*macsypy.definition_parser.DefinitionParser* method), 114
 _parse_hmm_body() (*macsypy.report.HMMReport* method), 149
 _parse_hmm_body() (*macsypy.scripts.macsyprofile.HmmProfile* method), 183
 _parse_hmm_header() (*macsypy.report.HMMReport* method), 150
 _parse_hmm_header() (*macsypy.scripts.macsyprofile.HmmProfile* method), 183
 _parse_section() (*macsypy.model_conf_parser.ModelConfParser* method), 106
 _profile_features() (*macsypy.profile.Profile* method), 127
 _scan_definitions() (*macsypy.registries.ModelLocation* method), 108
 _scan_profiles() (*macsypy.registries.ModelLocation* method), 108
 _search_in_desc() (in module *macsypy.scripts.macsydata*), 173
 _search_in_ordered_replicon() (in module *macsypy.scripts.macsyfinder*), 168
 _search_in_pack_name() (in module *macsypy.scripts.macsydata*), 173
 _search_in_unordered_replicon() (in module *macsypy.scripts.macsyfinder*), 169
 _set_command_line_config() (*macsypy.config.Config* method), 100
 _set_db_type() (*macsypy.config.Config* method), 101
 _set_default_config() (*macsypy.config.Config* method), 101
 _set_inter_gene_max_space() (*macsypy.config.Config* method), 101
 _set_log_level() (*macsypy.config.Config* method), 101
 _set_max_nb_genes() (*macsypy.config.Config* method), 101
 _set_min_genes_required() (*macsypy.config.Config* method), 101
 _set_min_mandatory_genes_required() (*macsypy.config.Config* method), 101
 _set_model_config() (*macsypy.config.Config* method), 102
 _set_models() (*macsypy.config.Config* method), 102
 _set_models_dir() (*macsypy.config.Config* method), 102
 _set_multi_loci() (*macsypy.config.Config* method), 102
 _set_no_cut_ga() (*macsypy.config.Config* method), 102
 _set_options() (*macsypy.config.Config* method), 102
 _set_previous_run_config() (*macsypy.config.Config* method), 102
 _set_project_config_file() (*macsypy.config.Config* method), 102
 _set_replicon_topology() (*macsypy.config.Config* method), 102
 _set_sequence_db() (*macsypy.config.Config* method), 103
 _set_system_models_dir() (*macsypy.config.Config* method), 103
 _set_system_wide_config() (*macsypy.config.Config* method), 103
 _set_topology_file() (*macsypy.config.Config* method), 103
 _set_user_config_file() (*macsypy.config.Config* method), 103
 _set_user_wide_config() (*macsypy.config.Config* method), 103
 _sorted_systems() (*macsypy.solution.Solution* method), 153
 _str_2_tuple() (*macsypy.config.Config* method), 103
 _url_json() (*macsypy.package.RemoteModelIndex* method), 165

A

AbstractClusterizedHits (class in *macsypy.system*), 144
 AbstractCounterpartHit (class in *macsypy.hit*), 132
 AbstractModelIndex (class in *macsypy.package*), 165
 AbstractSetOfHits (class in *macsypy.system*), 143
 AbstractUnordered (class in *macsypy.system*), 146
 accessory_hits (*macsypy.system.AbstractUnordered* property), 146
 add() (*macsypy.registries.ModelRegistry* method), 107
 add_comment() (*macsypy.scripts.macsyconfig.ConfigParserWithComments* method), 177
 add_exchangeable() (*macsypy.gene.Exchangeable* method), 125
 add_exchangeable() (*macsypy.gene.ModelGene* method), 123
 add_model() (*macsypy.model.ModelBank* method), 116
 add_new_gene() (*macsypy.gene.GeneBank* method), 121
 add_subdefinition() (*macsypy.registries.DefinitionLocation* method), 110

- all() (*macsypy.registries.DefinitionLocation* method), 110
- allowed_hits (*macsypy.system.AbstractUnordered* property), 147
- alternate_of() (*macsypy.gene.Exchangeable* method), 125
- alternate_of() (*macsypy.gene.ModelGene* method), 123
- ask() (in module *macsypy.scripts.macsyconfig*), 178
- average_wholeness (*macsypy.solution.Solution* property), 153
- ## B
- best_hit() (*macsypy.report.HMMReport* method), 150
- build() (*macsypy.database.Indexes* method), 159
- build_arg_parser() (in module *macsypy.scripts.macsydata*), 173
- build_clusters() (in module *macsypy.cluster*), 139
- ## C
- check() (*macsypy.package.Package* method), 167
- check_bool() (in module *macsypy.scripts.macsyconfig*), 178
- check_choice() (in module *macsypy.scripts.macsyconfig*), 178
- check_consistency() (*macsypy.definition_parser.DefinitionParser* method), 114
- check_dir() (in module *macsypy.scripts.macsyconfig*), 179
- check_exe() (in module *macsypy.scripts.macsyconfig*), 179
- check_file() (in module *macsypy.scripts.macsyconfig*), 179
- check_float() (in module *macsypy.scripts.macsyconfig*), 179
- check_positive_int() (in module *macsypy.scripts.macsyconfig*), 180
- check_str() (in module *macsypy.scripts.macsyconfig*), 180
- CITATION.yml, 96
- Cluster, 95
- Cluster (class in *macsypy.cluster*), 137
- cmd_name() (in module *macsypy.scripts.macsydata*), 174
- combine_clusters() (in module *macsypy.solution*), 154
- combine_multisystems() (in module *macsypy.solution*), 154
- compute_best_MSHit() (in module *macsypy.hit*), 136
- Config (class in *macsypy.config*), 100
- ConfigParserWithComments (class in *macsypy.scripts.macsyconfig*), 177
- CONTRIBUTING, 96
- CONTRIBUTORS, 96
- COPYING, 96
- COPYRIGHT, 96
- core_gene (*macsypy.gene.ModelGene* property), 123
- CoreGene (class in *macsypy.gene*), 122
- CoreHit (class in *macsypy.hit*), 128
- count() (*macsypy.system.AbstractSetOfHits* method), 143
- counterpart (*macsypy.hit.AbstractCounterpartHit* property), 132
- ## D
- DefinitionLocation (class in *macsypy.registries*), 110
- DefinitionParser (class in *macsypy.definition_parser*), 113
- do_available() (in module *macsypy.scripts.macsydata*), 174
- do_check() (in module *macsypy.scripts.macsydata*), 174
- do_cite() (in module *macsypy.scripts.macsydata*), 174
- do_download() (in module *macsypy.scripts.macsydata*), 174
- do_freeze() (in module *macsypy.scripts.macsydata*), 174
- do_help() (in module *macsypy.scripts.macsydata*), 174
- do_info() (in module *macsypy.scripts.macsydata*), 175
- do_init_package() (in module *macsypy.scripts.macsydata*), 175
- do_install() (in module *macsypy.scripts.macsydata*), 175
- do_list() (in module *macsypy.scripts.macsydata*), 175
- do_search() (in module *macsypy.scripts.macsydata*), 175
- do_show_definition() (in module *macsypy.scripts.macsydata*), 175
- do_uninstall() (in module *macsypy.scripts.macsydata*), 176
- doc, 95
- download() (*macsypy.package.RemoteModelIndex* method), 166
- ## E
- EmptyFileError, 163
- epilog() (in module *macsypy.scripts.macsyconfig*), 180
- Exchangeable (class in *macsypy.gene*), 125
- exchangeables (*macsypy.gene.ModelGene* property), 123
- execute() (*macsypy.profile.Profile* method), 127
- extract() (*macsypy.report.HMMReport* method), 150
- ## F
- family_name (*macsypy.model.Model* property), 118
- family_name (*macsypy.registries.DefinitionLocation* property), 110
- fasta_iter() (in module *macsypy.database*), 162
- filter() (*macsypy.model.Model* method), 118

[find_best_solutions\(\)](#) (in module *macsypy.solution*), 154
[find_my_indexes\(\)](#) (*macsypy.database.Indexes* method), 159
[forbidden_hits](#) (*macsypy.system.AbstractUnordered* property), 147
[fulfilled_function\(\)](#) (*macsypy.cluster.Cluster* method), 137
[fulfilled_function\(\)](#) (*macsypy.system.AbstractClusterizedHits* method), 144
[functions](#) (*macsypy.cluster.Cluster* property), 137

G

[GembaseHMMReport](#) (class in *macsypy.report*), 151
[GeneBank](#) (class in *macsypy.gene*), 121
[GeneralHMMReport](#) (class in *macsypy.report*), 151
[genes](#) (*macsypy.database.RepliconInfo* attribute), 160
[genes\(\)](#) (*macsypy.model.Model* method), 118
[genes_fqn\(\)](#) (*macsypy.gene.GeneBank* method), 121
[GeneStatus](#) (class in *macsypy.gene*), 126
[get\(\)](#) (*macsypy.database.RepliconDB* method), 161
[get_all_definitions\(\)](#) (*macsypy.registries.ModelLocation* method), 108
[get_best_hit_4_func\(\)](#) (in module *macsypy.hit*), 135
[get_best_hits\(\)](#) (in module *macsypy.hit*), 136
[get_def_to_detect\(\)](#) (in module *macsypy.utils*), 163
[get_definition\(\)](#) (*macsypy.registries.ModelLocation* method), 109
[get_definitions\(\)](#) (*macsypy.registries.ModelLocation* method), 109
[get_gene\(\)](#) (*macsypy.model.Model* method), 118
[get_gene_name\(\)](#) (in module *macsypy.scripts.macsypofile*), 184
[get_hits_encoding_multisystem\(\)](#) (*macsypy.system.System* method), 144
[get_loners\(\)](#) (*macsypy.system.System* method), 144
[get_metadata\(\)](#) (*macsypy.package.RemoteModelIndex* method), 166
[get_multisystems\(\)](#) (*macsypy.system.System* method), 145
[get_position\(\)](#) (*macsypy.hit.CoreHit* method), 130
[get_profile\(\)](#) (*macsypy.profile.ProfileFactory* method), 126
[get_profile\(\)](#) (*macsypy.registries.ModelLocation* method), 109
[get_profile_len\(\)](#) (in module *macsypy.scripts.macsypofile*), 184
[get_profiles_names\(\)](#) (*macsypy.registries.ModelLocation* method), 109
[get_replicon_names\(\)](#) (in module *macsypy.utils*), 164

[get_version_message\(\)](#) (in module *macsypy.scripts.macsydata*), 176
[get_version_message\(\)](#) (in module *macsypy.scripts.macsyfinder*), 169
[get_version_message\(\)](#) (in module *macsypy.scripts.macsypofile*), 184
[getter_maker\(\)](#) (*macsypy.system.MetaSetOfHits* method), 143
[guess_if_really_gembase\(\)](#) (*macsypy.database.RepliconDB* method), 161

H

[header\(\)](#) (in module *macsypy.scripts.macsypofile*), 184
[help\(\)](#) (*macsypy.package.Package* method), 167
[hit](#) (*macsypy.hit.ModelHit* property), 131
[hit_weights](#) (*macsypy.cluster.Cluster* property), 138
[hit_weights\(\)](#) (*macsypy.config.Config* method), 103
[hits](#) (*macsypy.system.AbstractUnordered* property), 147
[hits](#) (*macsypy.system.RejectedCandidate* property), 146
[hits](#) (*macsypy.system.System* property), 145
[hits_number](#) (*macsypy.solution.Solution* property), 153
[hits_positions](#) (*macsypy.solution.Solution* property), 153
[HitSystemTracker](#) (class in *macsypy.system*), 142
[HitWeight](#) (class in *macsypy.hit*), 135
[hammer_dir\(\)](#) (*macsypy.config.Config* method), 103
[HmmProfile](#) (class in *macsypy.scripts.macsypofile*), 182
[HMMReport](#) (class in *macsypy.report*), 148

I

[Indexes](#) (class in *macsypy.database*), 158
[info\(\)](#) (*macsypy.package.Package* method), 167
[init_logger\(\)](#) (in module *macsypy.scripts.macsydata*), 176
[init_logger\(\)](#) (in module *macsypy.scripts.macsypofile*), 184
[inter_gene_max_space](#) (*macsypy.gene.ModelGene* property), 123
[inter_gene_max_space](#) (*macsypy.model.Model* property), 119
[inter_gene_max_space\(\)](#) (*macsypy.config.Config* method), 104
[is_accessory\(\)](#) (*macsypy.gene.ModelGene* method), 123
[is_compatible\(\)](#) (*macsypy.system.System* method), 145
[is_exchangeable](#) (*macsypy.gene.Exchangeable* property), 125
[is_exchangeable](#) (*macsypy.gene.ModelGene* property), 124
[is_forbidden\(\)](#) (*macsypy.gene.ModelGene* method), 124
[is_mandatory\(\)](#) (*macsypy.gene.ModelGene* method), 124

- items() (*macsypy.database.RepliconDB* method), 162
 iteritems() (*macsypy.database.RepliconDB* method), 162
- ## J
- join_def_path() (*in module macsypy.registries*), 111

L

LightHit (*class in macsypy.scripts.macsyprofile*), 183
 likely_systems_to_tsv() (*in module macsypy.scripts.macsyfinder*), 169
 likely_systems_to_txt() (*in module macsypy.scripts.macsyfinder*), 169
 LikelySystem (*class in macsypy.system*), 147
 list_models() (*in module macsypy.scripts.macsyfinder*), 169
 list_package_vers() (*macsypy.package.RemoteModelIndex* method), 166
 list_packages() (*macsypy.package.RemoteModelIndex* method), 166
 LocalModelIndex (*class in macsypy.package*), 165
 loci_nb (*macsypy.system.System* property), 145
 loci_num (*macsypy.system.System* property), 145
 log_level() (*macsypy.config.Config* method), 104
 Loner (*class in macsypy.hit*), 133
 loner (*macsypy.cluster.Cluster* property), 138
 loner (*macsypy.gene.ModelGene* property), 124
 loner (*macsypy.hit.AbstractCounterpartHit* property), 132
 loner (*macsypy.hit.Loner* property), 133
 loner (*macsypy.hit.ModelHit* property), 132
 LonerMultiSystem (*class in macsypy.hit*), 134
 loners_to_tsv() (*in module macsypy.scripts.macsyfinder*), 169

M

MacsydataError, 163
 MacsyDataLimitError, 163
 MacsyDefaults (*class in macsypy.config*), 100
 macsypy, 95
 macsypy.database
 module, 160
 macsypy.definition_parser
 module, 113
 macsypy.error
 module, 163
 macsypy.model_conf_parser
 module, 105
 macsypy.scripts.macsyconfig
 module, 177
 macsypy.scripts.macsydata
 module, 173
 macsypy.scripts.macsyfinder
 module, 168
 macsypy.scripts.macsyprofile
 module, 182
 macsypy.search_genes
 module, 152
 MacsypyError, 163
 main() (*in module macsypy.scripts.macsyconfig*), 180
 main() (*in module macsypy.scripts.macsydata*), 176
 main() (*in module macsypy.scripts.macsyfinder*), 170
 main() (*in module macsypy.scripts.macsyprofile*), 185
 mandatory_hits (*macsypy.system.AbstractUnordered* property), 147
 match() (*macsypy.system.OrderedMatchMaker* method), 142
 match() (*macsypy.system.UnorderedMatchMaker* method), 142
 MatchMaker (*class in macsypy.system*), 141
 max (*macsypy.database.RepliconInfo* attribute), 160
 max_nb_genes (*macsypy.model.Model* property), 119
 max_nb_genes() (*macsypy.config.Config* method), 104
 merge() (*macsypy.cluster.Cluster* method), 138
 metadata (*macsypy.package.Package* property), 168
 MetaDefLoc (*class in macsypy.registries*), 110
 MetaSetOfHits (*class in macsypy.system*), 142
 min (*macsypy.database.RepliconInfo* attribute), 160
 min_genes_required (*macsypy.model.Model* property), 119
 min_genes_required() (*macsypy.config.Config* method), 104
 min_mandatory_genes_required (*macsypy.model.Model* property), 119
 min_mandatory_genes_required() (*macsypy.config.Config* method), 104
 Model, 95
 Model (*class in macsypy.model*), 117
 model (*macsypy.gene.ModelGene* property), 124
 Model family, 95
 model_family_name (*macsypy.gene.CoreGene* property), 122
 ModelBank (*class in macsypy.model*), 116
 ModelConfParser (*class in macsypy.model_conf_parser*), 105
 ModelDefinition, 95
 ModelGene (*class in macsypy.gene*), 122
 ModelHit (*class in macsypy.hit*), 131
 ModelInconsistencyError, 163
 ModelLocation (*class in macsypy.registries*), 108
 ModelRegistry (*class in macsypy.registries*), 107
 models() (*macsypy.registries.ModelRegistry* method), 107
 models_dir() (*macsypy.config.Config* method), 104
 module
 macsypy.database, 160

macsypy.definition_parser, 113
 macsypy.error, 163
 macsypy.model_conf_parser, 105
 macsypy.scripts.macsyconfig, 177
 macsypy.scripts.macsydata, 173
 macsypy.scripts.macsyfinder, 168
 macsypy.scripts.macsyprofile, 182
 macsypy.search_genes, 152
 multi_loci (macsypy.model.Model property), 119
 multi_loci (macsypy.system.System property), 145
 multi_loci() (macsypy.config.Config method), 104
 multi_model (macsypy.gene.ModelGene property), 124
 multi_model (macsypy.hit.ModelHit property), 132
 multi_system (macsypy.cluster.Cluster property), 138
 multi_system (macsypy.gene.ModelGene property), 124
 multi_system (macsypy.hit.AbstractCounterpartHit property), 133
 multi_system (macsypy.hit.ModelHit property), 132
 multi_system (macsypy.hit.MultiSystem property), 134
 MultiSystem (class in macsypy.hit), 134
 multisystems_to_tsv() (in module macsypy.scripts.macsyfinder), 170

N

name (macsypy.gene.CoreGene property), 122
 name (macsypy.model.Model property), 119
 neutral_hits (macsypy.system.AbstractUnordered property), 147
 NoneConfig (class in macsypy.config), 105

O

occurrence() (macsypy.system.System method), 145
 OptionError, 163
 OrderedHMMReport (class in macsypy.report), 151
 OrderedMatchMaker (class in macsypy.system), 142
 out_dir() (macsypy.config.Config method), 105

P

Package (class in macsypy.package), 167
 parse() (macsypy.definition_parser.DefinitionParser method), 115
 parse() (macsypy.model_conf_parser.ModelConfParser method), 106
 parse() (macsypy.scripts.macsyprofile.HmmProfile method), 183
 parse_args() (in module macsypy.scripts.macsyconfig), 180
 parse_args() (in module macsypy.scripts.macsyfinder), 170
 parse_args() (in module macsypy.scripts.macsyprofile), 185

parse_filtering() (macsypy.model_conf_parser.ModelConfParser method), 106
 parse_time() (in module macsypy.utils), 164
 parse_weights() (macsypy.model_conf_parser.ModelConfParser method), 106
 position (macsypy.system.AbstractSetOfHits property), 143
 present_genes() (macsypy.system.MatchMaker method), 141
 Profile (class in macsypy.profile), 127
 profile (macsypy.gene.CoreGene property), 122
 ProfileFactory (class in macsypy.profile), 126
 prolog() (in module macsypy.scripts.macsyconfig), 180
 pyproject.toml, 96

R

README.md, 96
 reasons (macsypy.system.UnlikelySystem property), 148
 rejected_candidates_to_tsv() (in module macsypy.scripts.macsyfinder), 170
 rejected_candidates_to_txt() (in module macsypy.scripts.macsyfinder), 170
 RejectedCandidate (class in macsypy.system), 146
 remote_exists() (macsypy.package.RemoteModelIndex method), 166
 RemoteModelIndex (class in macsypy.package), 165
 replace() (macsypy.cluster.Cluster method), 138
 replicon_infos() (macsypy.database.RepliconDB method), 162
 replicon_name (macsypy.cluster.Cluster property), 138
 replicon_name (macsypy.system.AbstractSetOfHits property), 143
 replicon_names() (macsypy.database.RepliconDB method), 162
 RepliconDB (class in macsypy.database), 160
 RepliconInfo (class in macsypy.database), 160
 root_name() (macsypy.registries.DefinitionLocation class method), 110

S

save() (macsypy.config.Config method), 105
 save_extract() (macsypy.report.HMMReport method), 150
 scan_models_dir() (in module macsypy.registries), 111
 score (macsypy.cluster.Cluster property), 139
 score (macsypy.solution.Solution property), 153
 score (macsypy.system.System property), 146
 search_genes() (in module macsypy.search_genes), 152

search_systems() (in module *macsypy.scripts.macsyfinder*), 171
 serialize() (in module *macsypy.scripts.macsyconfig*), 180
 serialize() (*macsypy.serialization.TsvLikelySystemSerializer* method), 156
 serialize() (*macsypy.serialization.TsvRejectedCandidatesSerializer* method), 157
 serialize() (*macsypy.serialization.TsvSolutionSerializer* method), 156
 serialize() (*macsypy.serialization.TsvSpecialHitSerializer* method), 157
 serialize() (*macsypy.serialization.TsvSystemSerializer* method), 155
 serialize() (*macsypy.serialization.TxtLikelySystemSerializer* method), 157
 serialize() (*macsypy.serialization.TxtSystemSerializer* method), 157
 serialize() (*macsypy.serialization.TxtUnlikelySystemSerializer* method), 158
 set_base_options() (in module *macsypy.scripts.macsyconfig*), 181
 set_general_options() (in module *macsypy.scripts.macsyconfig*), 181
 set_hmmer_options() (in module *macsypy.scripts.macsyconfig*), 181
 set_path_options() (in module *macsypy.scripts.macsyconfig*), 181
 set_score_options() (in module *macsypy.scripts.macsyconfig*), 181
 set_section() (in module *macsypy.scripts.macsyconfig*), 181
 set_status() (*macsypy.gene.ModelGene* method), 125
 setup.cfg, 96
 setup.py, 96
 Solution, 95
 Solution (class in *macsypy.solution*), 153
 solutions_to_tsv() (in module *macsypy.scripts.macsyfinder*), 171
 sort_hits_by_status() (*macsypy.system.MatchMaker* method), 141
 sort_model_hits() (in module *macsypy.hit*), 136
 split_def_name() (in module *macsypy.registries*), 111
 split_fqn() (*macsypy.registries.DefinitionLocation* class method), 110
 status (*macsypy.gene.Exchangeable* property), 125
 status (*macsypy.gene.ModelGene* property), 125
 summary_best_solution() (in module *macsypy.scripts.macsyfinder*), 171
 System, 95
 System (class in *macsypy.system*), 144
 SystemDetectionError, 163
 systems (*macsypy.solution.Solution* property), 154
 systems_to_tsv() (in module *macsypy.scripts.macsyfinder*), 172
 systems_to_txt() (in module *macsypy.scripts.macsyfinder*), 172
 SystemSerializer (class in *macsypy.serialization*), 155
 Theme (class in *macsypy.scripts.macsyconfig*), 177
 threads_available() (in module *macsypy.utils*), 164
 Timeout, 163
 topology (*macsypy.database.RepliconInfo* attribute), 160
 TsvLikelySystemSerializer (class in *macsypy.serialization*), 156
 TsvRejectedCandidatesSerializer (class in *macsypy.serialization*), 157
 TsvSolutionSerializer (class in *macsypy.serialization*), 156
 TsvSpecialHitSerializer (class in *macsypy.serialization*), 157
 TsvSystemSerializer (class in *macsypy.serialization*), 155
 TxtLikelySystemSerializer (class in *macsypy.serialization*), 157
 TxtSystemSerializer (class in *macsypy.serialization*), 157
 TxtUnlikelySystemSerializer (class in *macsypy.serialization*), 158
 unarchive_package() (*macsypy.package.AbstractModelIndex* method), 165
 unlikely_systems_to_txt() (in module *macsypy.scripts.macsyfinder*), 172
 UnlikelySystem (class in *macsypy.system*), 148
 UnorderedMatchMaker (class in *macsypy.system*), 142
 utils, 96
 V
 verbosity_to_log_level() (in module *macsypy.scripts.macsydata*), 176
 verbosity_to_log_level() (in module *macsypy.scripts.macsyprofile*), 185
 version (*macsypy.registries.ModelLocation* property), 109
 W
 wholeness (*macsypy.system.AbstractSetOfHits* property), 143
 worker_cpu() (in module *macsypy.search_genes*), 152
 working_dir() (*macsypy.config.Config* method), 105
 write() (*macsypy.scripts.macsyconfig.ConfigParserWithComments* method), 177